

# LINIO NEON 1617 RGBW

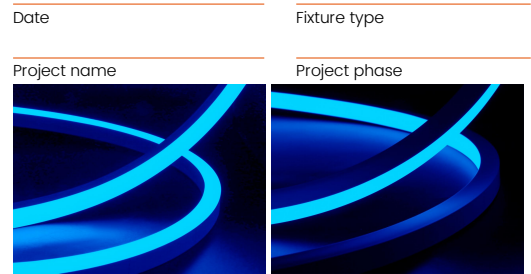
Outdoor · Vertical Bending · Horizontal Bending

**Features**

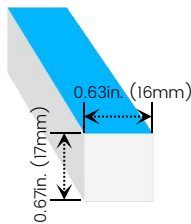
- Robust & uniform silicone body, changeable RGBW colors
- IP67 rated, ideal for outdoor uses
- 5 years warranty

**Applications**

Hotels, facades, gardens, parks, balconies, roofs, soffits, etc.




**Dimension (Vertical Bending · Horizontal Bending)**



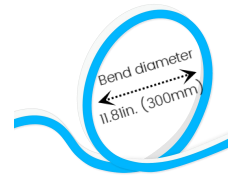
**Bending Directions & Diameters**

TV - Top View (Vertical Bending)



\*Horizontal bending and 3D bending are prohibited.

SV - Side View (Horizontal Bending)



\*Vertical bending and 3D bending are prohibited.

**Order Code**

Model	Environment	Voltage	Temp./Color	Power	End Cap
LN1617TV	W7-Wet (IP67)	24-DC24V	RGBW27-RGBW (W=2700K)	518-5.18W/ft	IJ Injected (IP67)
LN1617SV			RGBW30-RGBW (W=3000K)		IJC Clear injected (IP67)
			RGBW35-RGBW (W=3500K)		SEC Silicone (IP67)
			RGBW40-RGBW (W=4000K)		MEC Mechanical with screws (IP67)

\*Injected and clear injected end cap are factory-made only.

**Assembly Builder**

Left Feed Entry	
F Front	OW Open wire 3.28ft (1m)
B Bottom	MC Male connector with 0.98ft (30cm) cable
S Side	FC Female connector with 0.98ft (30cm) cable
C Closed	NA Only for Closed Feed Entry
J Jumper	

\*Jumper feed entry must be used in conjunction for wire-in and wire-out directions.

**Assembly Builder**

Right Feed Entry		Length	
F Front	OW Open wire 3.28ft (1m)	Max. nominal	29.5ft (9m)
B Bottom	MC Male connector with 0.98ft (30cm) cable	*For IJ/IJC/SEC end cap	
S Side	FC Female connector with 0.98ft (30cm) cable	Max. nominal	19ft (5.8m)
C Closed	NA Only for Closed Feed Entry	*Only for MEC end cap	
J Jumper		Increment	3.28in. (83.3mm)

\*Jumper feed entry must be used in conjunction for wire-in and wire-out directions.

\*We will list the nearest actual manufacturing length on the quotation, based on your requested length.

**Mounting Order Code**

Product Code
Please select on the Mounting Options page.

LINIO NEON 1617 RGBW

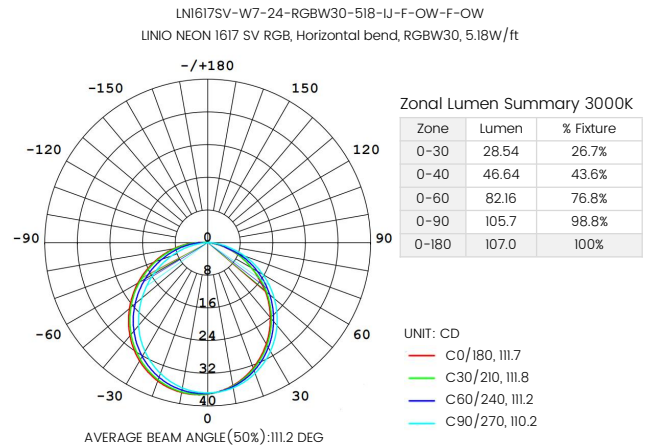
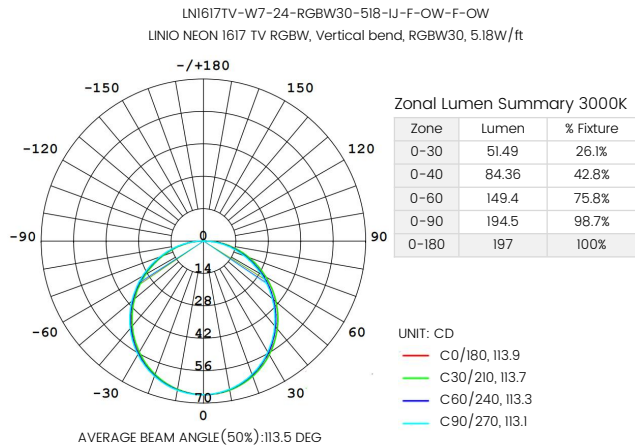
Outdoor · Vertical Bending · Horizontal Bending

Lumen Output (lm/ft)				
Temp./Color	Vertical Bending		Horizontal Bending	
	5.18W/ft		5.18W/ft	
R	26		19	
G	73		56	
B	17		13	
W27	80		62	
W30	87		66	
W35	83		68	
W40	83		69	
RGBW27	191		148	
RGBW30	197		151	
RGBW35	194		151	
RGBW40	194		153	
Max. Run for Class 2*		14.8ft (4.5m)		
Max. Run Supported Length		29.5ft (9m)		

\*Typically installations in USA and Canada comply with Class 2 requirements.

Technical Details				
	Vertical Bending		Horizontal Bending	
Efficacy	38lm/W @RGBW30 5.18W		29.2lm/W @RGBW30 5.18W	
CRI	Ra ≥ 80		Ra ≥ 80	
Beam Angle	110°		110°	
LED MacAdam	2 steps		2 steps	
IK Rating	IK10 (With Aluminium Profile)		IK10 (With Aluminium Profile)	
Average Life (L70)	> 46,000 hours		> 46,000 hours	
Storage Temperature			-40-185°F (-40°C- 85°C)	
Operating Temperature			-40-113°F (-40°C- 45°C)	

Photometry




**LINIO NEON 1617 RGBW**

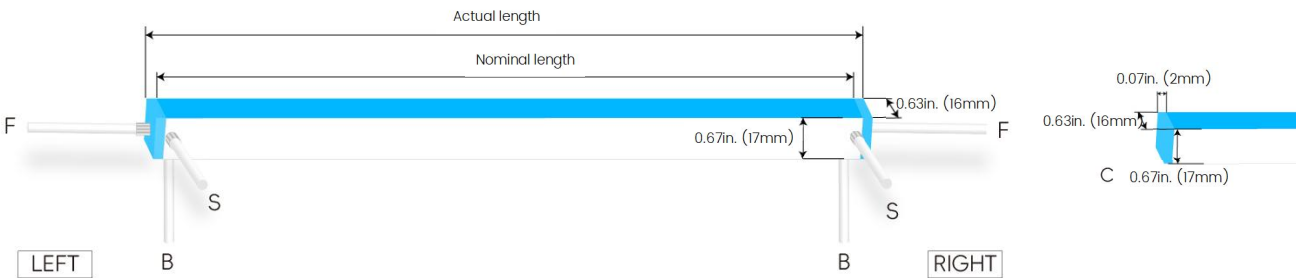
Outdoor · Vertical Bending · Horizontal Bending

**Feed Entry / End Cap Options**

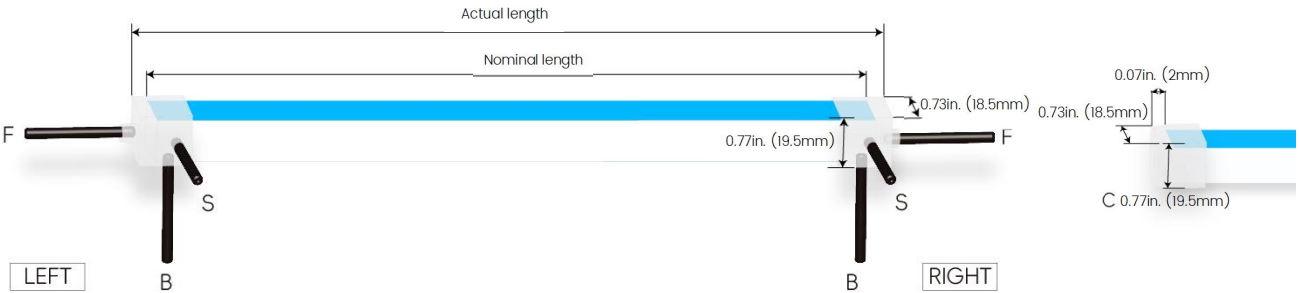
**IJ:** Injected end cap – IP67, factory-made only



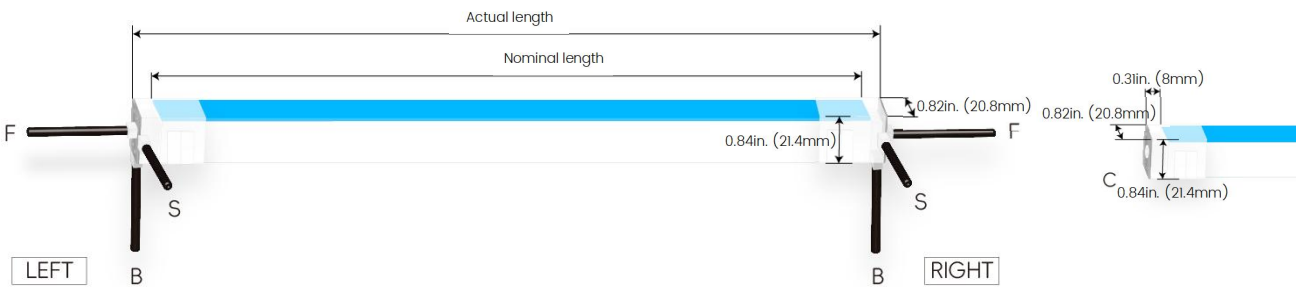
**IJC:** Clear injected end cap – IP67, factory-made only



**SEC:** Silicone end cap – IP67



**MEC:** Mechanical end cap with screws – IP67



**Connector Wire Options**



**OW:** Open wire, **Dry** only  
Standard 3.28ft (1m), 20 AWG (wire length customizable)



**MC:** Male connector, **Wet**  
Standard 0.98ft (30cm), 20 AWG



**FC:** Female connector, **Wet**  
Standard 0.98ft (30cm), 20 AWG

**LINIO NEON 1617 RGBW**

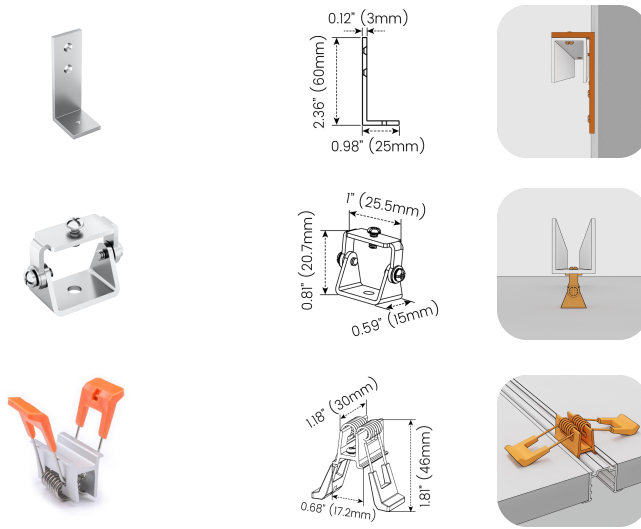
Outdoor · Vertical Bending · Horizontal Bending

Mounting Options

			<p><b>LN1617-SC</b></p> <p>Name Straight surface channel</p> <p>Material Aluminum</p> <p>Standard Length 3.28ft (1M)</p>
			<p><b>LN1617-BC</b></p> <p>Name Bendable surface channel</p> <p>Material Aluminum</p> <p>Standard Length 3.28ft (1M)</p>
			<p><b>LN1617-RC</b></p> <p>Name Straight recessed channel</p> <p>Material Aluminum</p> <p>Standard Length 3.28ft (1M)</p>
			<p><b>LN1617-MC</b></p> <p>Name Mud-in channel</p> <p>Material Aluminum</p> <p>Standard Length 3.28ft (1M)</p>
			<p><b>LN1617-BMC</b></p> <p>Name Bendable mud-in channel</p> <p>Material Aluminum</p> <p>Standard Length 3.28ft (1M)</p>
			<p><b>LN1617-SCS</b></p> <p>Name Straight surface channel with silicone groove</p> <p>Material Aluminum</p> <p>Standard Length 3.28ft (1M)</p>
			<p><b>LN1617-LBC</b></p> <p>Name Light-black channel</p> <p>Material Aluminum</p> <p>Standard Length 3.28ft (1M)</p>
			<p><b>LN1617-PC</b></p> <p>Name PC channel</p> <p>Material Polycarbonate</p> <p>Standard Length 3.28ft (1M)</p>
			<p><b>LN1617-CL</b></p> <p>Name Mounting clip</p> <p>Material Aluminum</p> <p>Standard Length 0.98in. (25mm)</p>


**LINIO NEON 1617 RGBW**

Outdoor · Vertical Bending · Horizontal Bending



<b>LNI617-LS</b>	
Name	L-shaped mounting bracket
Material	Aluminum
Standard Length	0.79in. (20mm)
* LNI617-LS can be installed with aluminum channel LNI617-SC.	
<b>LNI617-AC</b>	
Name	Adjustable mounting clip
Material	Stainless steel
Standard Length	1 in. (25.5mm)
* LNI617-LS can be installed with aluminum channel LNI617-SC.	
<b>LNI617-RC-SPC</b>	
Name	Spring clip
Standard Pkg	1pcs
* LNI617-RC-SPC must be installed with aluminum channel LNI617-RC.	

End Caps (Optional, purchase for extra)



<b>LNI617-SEC-C</b> Silicone closed end cap	<b>LNI617-SEC-F-5P</b> Silicone end cap front entry with 0.98ft (30cm) cable, 5 pin	<b>LNI617-SEC-S-5P</b> Silicone end cap side entry with 0.98ft (30cm) cable, 5 pin	<b>LNI617-SEC-B-5P</b> Silicone end cap bottom entry with 0.98ft (30cm) cable, 5 pin	<b>LNI617-MEC-C</b> Mechanical closed end cap with screws
<b>LNI617-MEC-F-5P</b> Mechanical end cap with screws, front entry with 0.98ft (30cm) cable, 5 pin	<b>LNI617-MEC-LS-5P</b> Mechanical end cap with screws, left side entry with 0.98ft (30cm) cable, 5 pin.	<b>LNI617-MEC-RS-5P</b> Mechanical end cap with screws, right side entry with 0.98ft (30cm) cable, 5 pin	<b>LNI617-MEC-B-5P</b> Mechanical end cap with screws, bottom entry with 0.98ft (30cm) cable, 5 pin	<b>LNI617-JC-F-5P</b> Jumper connector front entry with 0.23ft (7cm) cable, 5 pin, IP67

Additional Accessories (Optional, purchase for extra)



<b>MCW-5P-67</b> Male connector with 0.98ft (30cm) white cable, 5 pin, IP67, Wet, 20 AWG	<b>FCW-5P-67</b> Female connector with 0.98ft (30cm) white cable, 5 pin, IP67, Wet, 20 AWG	<b>MCB-5P-67</b> Male connector with 0.98ft (30cm) black cable, 5 pin, IP67, Wet, 20 AWG	<b>FCB-5P-67</b> Female connector with 0.98ft (30cm) black cable, 5 pin, IP67, Wet, 20 AWG
---	---	---	---

# LINIO NEON 1617 RGBW

Outdoor · Vertical Bending · Horizontal Bending

## Drivers

### Non-dimmable

Code	Max Load	Input	Output	Class 2	With Junction Box	Environment	Size (L x W x H)
KV-24030-ASW	30W	100-277VAC	24V	Yes	No	Dry/Damp	6.1 x 2.1 x 0.8in. (15.5 x 5.4 x 2cm)
KV-24060-ASW	60W						7 x 2.4 x 0.9in. (17.8 x 6.1 x 2.4cm)
KV-24096-ASW	96W					Dry/Damp/Wet	9.1 x 2.8 x 1.7in. (23 x 7 x 4.3cm)

### DMX-dimmable

Code	Max Load	Input	Output	Class 2	Environment	Size (L * W * H)
KVX-24096-3C-A	96W	100-277VAC	24V	Yes	Dry/Damp/Wet	9.05 x 3.07 x 0.98 in. (23.0 x 7.8 x 2.5 cm)
KVX-24150-3C-A	150W	100-277VAC	24V	No	Dry/Damp/Wet	10.90 x 3.07 x 0.98 in. (27.7 x 7.8 x 2.5 cm)
KVX-24200-3C-A	200W	100-277VAC	24V	No	Dry/Damp/Wet	10.90 x 3.07 x 0.98 in. (27.7 x 7.8 x 2.5 cm)
KVX-24300-3C-A	300W	100-277VAC	24V	No	Dry/Damp/Wet	11.85 x 3.07 x 0.98 in. (30.1 x 7.8 x 2.5 cm)

### DMX Decoders

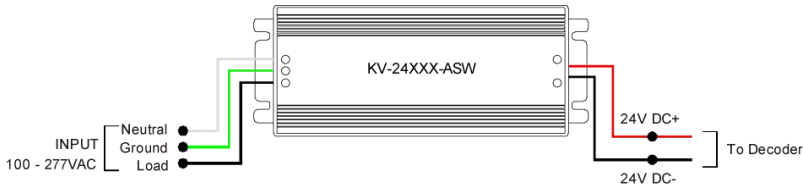
Code	Description
LT-903	3 channels output, up to 576W output power
LT-912	12 channels output, up to 1152W output power
LT-924	24 channels output, up to 1728W output power

### Controllers

Code	Description
DINA-DR micro	DMX 60 channels, DMX Stand Alone controller with 10 scenes, USB connectivity for programming
SLESA-U9	DMX 256 channels, USB connection, standalone mode with 1 area and 20 scenes
STICK-GA2	DMX 512 channels, ready to use (pre-loaded with 8 scenes and 170 RGB fixtures)
STICK-CW4	DMX 1024 channels, up to 36 scenes stored and directly recalled via 6 touch sensitive buttons

## Wiring Diagram

### Non-dimmable



### DMX-dimmable



**LINIO NEON 1617 RGBW**

Outdoor · Vertical Bending · Horizontal Bending

**24V Voltage Drop & Maximum Wire Length Chart**

Based on 24V voltage with a 3% voltage drop allowance. Indicates the maximum wire length from the power supply to the start of the run.

Total load	10 AWG	12 AWG	14 AWG	16 AWG	18 AWG	20 AWG	22 AWG
<b>5W / 0.2A</b>	1730 ft (527.3 m)	784 ft (238.9 m)	397 ft (121.0 m)	263 ft (80.2 m)	175 ft (53.3 m)	131 ft (39.9 m)	107 ft (32.6 m)
<b>10W / 0.4A</b>	865 ft (263.6 m)	392 ft (119.4 m)	199 ft (60.7 m)	132 ft (40.2 m)	88 ft (26.8 m)	66 ft (20.1 m)	54 ft (16.5 m)
<b>15W / 0.6A</b>	577 ft (175.9 m)	261 ft (79.6 m)	132 ft (40.2 m)	88 ft (26.8 m)	58 ft (17.7 m)	44 ft (13.4 m)	36 ft (11.0 m)
<b>20W / 0.8A</b>	433 ft (132.0 m)	196 ft (59.7 m)	99 ft (30.2 m)	66 ft (20.1 m)	44 ft (13.4 m)	33 ft (10.1 m)	27 ft (8.2 m)
<b>25W / 1.0A</b>	346 ft (105.5 m)	157 ft (47.9 m)	79 ft (24.1 m)	53 ft (16.2 m)	35 ft (10.7 m)	26 ft (7.9 m)	22 ft (6.7 m)
<b>30W / 1.3A</b>	289 ft (88.1 m)	131 ft (39.9 m)	66 ft (20.1 m)	44 ft (13.4 m)	29 ft (8.8 m)	22 ft (6.7 m)	18 ft (5.5 m)
<b>35W / 1.5A</b>	248 ft (75.6 m)	112 ft (34.1 m)	57 ft (17.4 m)	38 ft (11.6 m)	25 ft (7.6 m)	19 ft (5.8 m)	15 ft (4.6 m)
<b>40W / 1.7A</b>	217 ft (66.1 m)	98 ft (29.9 m)	50 ft (15.2 m)	33 ft (10.1 m)	22 ft (6.7 m)	16 ft (4.9 m)	13 ft (4.0 m)
<b>45W / 1.9A</b>	192 ft (58.5 m)	87 ft (26.5 m)	44 ft (13.4 m)	29 ft (8.8 m)	19 ft (5.8 m)	14 ft (4.3 m)	12 ft (3.7 m)
<b>50W / 2.1A</b>	173 ft (52.7 m)	78 ft (23.8 m)	40 ft (12.2 m)	26 ft (7.9 m)	18 ft (5.5 m)	13 ft (4.0 m)	11 ft (3.4 m)
<b>55W / 2.3A</b>	157 ft (47.9 m)	71 ft (21.6 m)	36 ft (11.0 m)	24 ft (7.3 m)	16 ft (4.9 m)	12 ft (3.7 m)	10 ft (3.0 m)
<b>60W / 2.5A</b>	144 ft (43.9 m)	65 ft (19.8 m)	33 ft (10.1 m)	22 ft (6.7 m)	15 ft (4.6 m)	11 ft (3.4 m)	9 ft (2.7 m)
<b>65W / 2.7A</b>	133 ft (40.5 m)	60 ft (18.3 m)	30 ft (9.1 m)	20 ft (6.1 m)	14 ft (4.3 m)	10 ft (3.0 m)	8 ft (2.4 m)
<b>70W / 2.9A</b>	124 ft (37.8 m)	56 ft (17.1 m)	28 ft (8.5 m)	19 ft (5.8 m)	13 ft (4.0 m)	10 ft (3.0 m)	8 ft (2.4 m)
<b>75W / 3.1A</b>	116 ft (35.4 m)	52 ft (15.9 m)	26 ft (7.9 m)	17 ft (5.2 m)	12 ft (3.7 m)	9 ft (2.7 m)	7 ft (2.1 m)
<b>80W / 3.3A</b>	109 ft (33.2 m)	49 ft (14.9 m)	25 ft (7.6 m)	16 ft (4.9 m)	11 ft (3.4 m)	8 ft (2.4 m)	7 ft (2.1 m)
<b>85W / 3.5A</b>	103 ft (31.4 m)	46 ft (14.0 m)	23 ft (7.0 m)	15 ft (4.6 m)	10 ft (3.0 m)	8 ft (2.4 m)	6 ft (1.8 m)
<b>90W / 3.8A</b>	97 ft (29.6 m)	44 ft (13.4 m)	22 ft (6.7 m)	15 ft (4.6 m)	10 ft (3.0 m)	7 ft (2.1 m)	6 ft (1.8 m)
<b>96W / 4.0A</b>	91 ft (27.7 m)	41 ft (12.5 m)	21 ft (6.4 m)	14 ft (4.3 m)	9 ft (2.7 m)	7 ft (2.1 m)	6 ft (1.8 m)