

LINIO NEON 1617 PIXEL RGBW Outdoor · Vertical Bending · Horizontal Bending

Features

- Robust & uniform silicone body, addressable every increment with dynamic RGBW effects
- IP67 rated, ideal for outdoor uses
- 5 years warranty

Applications

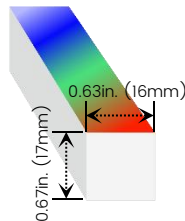
Hotels, facades, gardens, parks, balconies, roofs, soffits, etc.



Date	Fixture type
Project name	Project phase

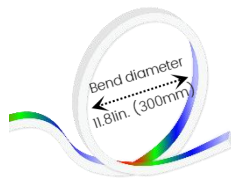


Dimension (Vertical Bending · Horizontal Bending)



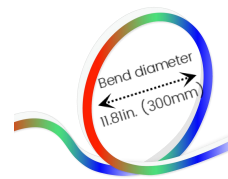
Bending Directions & Diameters

TV - Top View (Vertical Bending)



*Horizontal bending and 3D bending are prohibited.

SV - Side View (Horizontal Bending)



*Vertical bending and 3D bending are prohibited.

Order Code

Model	Environment	Voltage	Temp./Color	Power	End Cap	Assembly Builder	
						Left Feed Entry	
LN1617TV LN1617SV	W7-Wet (IP67)	24-DC24V	PRGBW27-Pixel RGBW (W=2700K)	457-4.57W/ft	IJ	F	OW
			PRGBW30-Pixel RGBW (W=3000K)		IJC	B	MC
			PRGBW35-Pixel RGBW (W=3500K)		SEC	S	FC
			PRGBW40-Pixel RGBW (W=4000K)		MEC	C	NA

*Injected and clear injected end cap are factory-made only.

*Jumper feed entry must be used in conjunction for wire-in and wire-out directions.

Assembly Builder

Right Feed Entry				Length	
F	Front	OW	Open wire 3.28ft (1m)	Max. nominal	32.8ft (10m)
B	Bottom	MC	Male connector with 0.98ft (30cm) cable	*For IJ/IJC/SEC end cap	
S	Side	FC	Female connector with 0.98ft (30cm) cable	Max. nominal	16.4ft (5m)
C	Closed	NA	Only for Closed Feed Entry	*Only for MEC end cap	
J	Jumper			Increment	3.28in. (83.3mm)

*Jumper feed entry must be used in conjunction for wire-in and wire-out directions.

*We will list the nearest actual manufacturing length on the quotation, based on your requested length.

Mounting Order Code

Product Code
Please select on the Mounting Options page.

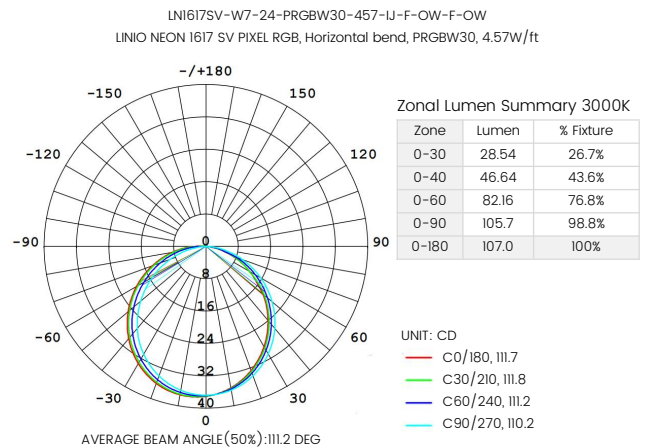
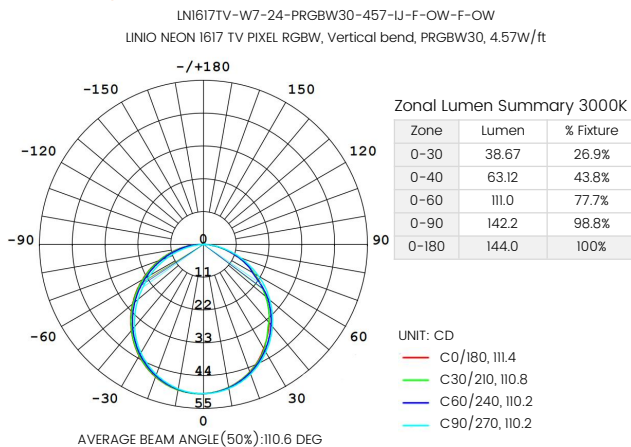
LINIO NEON 1617 PIXEL RGBW Outdoor · Vertical Bending · Horizontal Bending

Lumen Output (lm/ft)		
Temp./Color	Vertical Bending	Horizontal Bending
	4.57W/ft	4.57W/ft
R	19	13
G	52	35
B	13	10
W27	59	40
W30	64	43
W35	65	44
W40	66	44
RGBW27	138	94
RGBW30	144	98
RGBW35	149	98
RGBW40	151	99
Max. Run for Class 2*		16.4ft (5m)
Max. Run Supported Length		16.4ft (5m)

*Typically installations in USA and Canada comply with Class 2 requirements.

Technical Details		
	Vertical Bending	Horizontal Bending
Efficacy	31.5lm/W @RGBW30 4.57W	21.4lm/W @RGBW30 4.57W
CRI	Ra ≥ 80	Ra ≥ 80
Beam Angle	110°	110°
LED MacAdam	2 steps	2 steps
IK Rating	IK10 (With Aluminium Profile)	IK10 (With Aluminium Profile)
Average Life (L70)	> 46,000 hours	> 46,000 hours
IC Model	UCS512 CL	UCS512 CL
Pixel Size	3.3in./pixel (83mm/pixel)	3.3in./pixel (83mm/pixel)
Storage Temperature		-40-185°F (-40°C- 85°C)
Operating Temperature		-40-113°F (-40°C- 45°C)


Photometry




LINIO NEON 1617 PIXEL RGBW Outdoor · Vertical Bending · Horizontal Bending

Feed Entry / End Cap Options

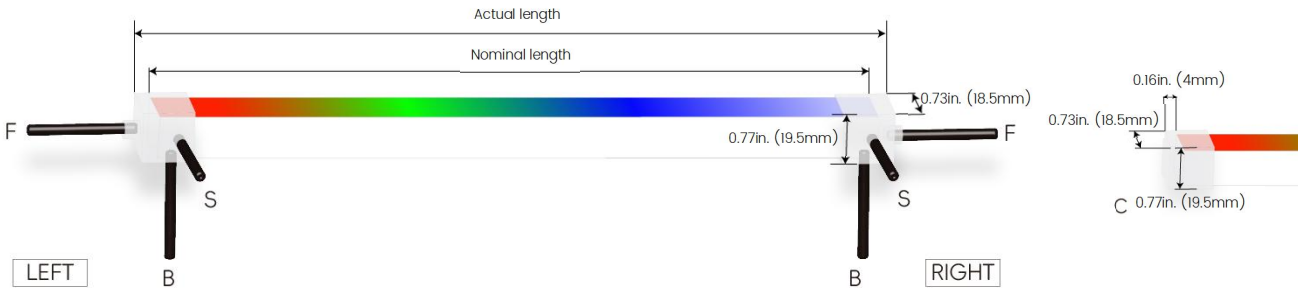
IJ: Injected end cap – IP67, factory-made only




IJC: Clear injected end cap – IP67, factory-made only



SEC: Silicone end cap – IP67



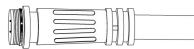
MEC: Mechanical end cap with screws – IP67



Connector Wire Options



OW: Open wire, **Dry only**
Standard 3.28ft (1m), 20 AWG (wire length customizable)



MC: Male connector, **Wet**
Standard 0.98ft (30cm), 22 AWG

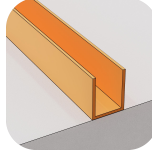
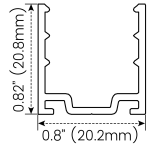


FC: Female connector, **Wet**
Standard 0.98ft (30cm), 22 AWG

LINIO NEON 1617 PIXEL RGBW

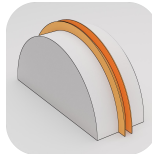
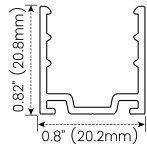
Outdoor · Vertical Bending · Horizontal Bending

Mounting Options



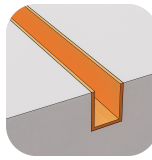
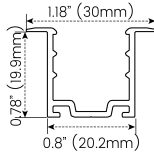
LN1617-SC

Name Straight surface channel
Material Aluminum
Standard Length 3.28ft (1M)



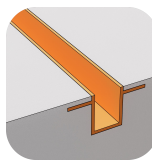
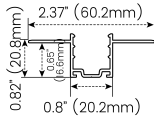
LN1617-BC

Name Bendable surface channel
Material Aluminum
Standard Length 3.28ft (1M)



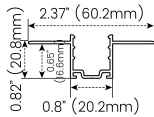
LN1617-RC

Name Straight recessed channel
Material Aluminum
Standard Length 3.28ft (1M)



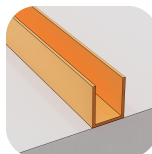
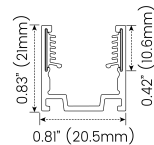
LN1617-MC

Name Mud-in channel
Material Aluminum
Standard Length 3.28ft (1M)




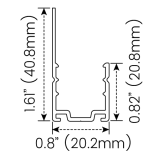
LN1617-BMC

Name Bendable mud-in channel
Material Aluminum
Standard Length 3.28ft (1M)



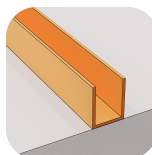
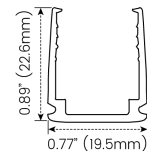
LN1617-SCS

Name Straight surface channel with silicone groove
Material Aluminum
Standard Length 3.28ft (1M)



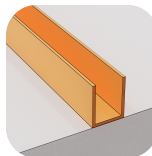
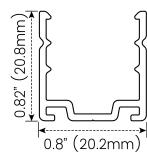
LN1617-LBC

Name Light-block channel
Material Aluminum
Standard Length 3.28ft (1M)



LN1617-PC

Name PC channel
Material Polycarbonate
Standard Length 3.28ft (1M)

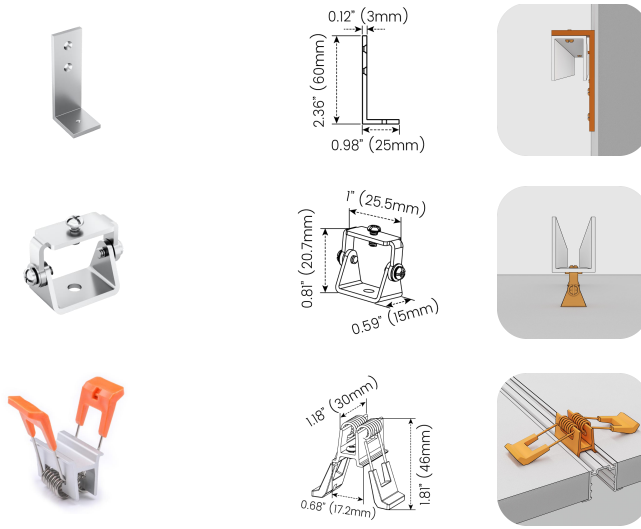


LN1617-CL

Name Mounting clip
Material Aluminum
Standard Length 0.98in. (25mm)

LINIO NEON 1617 PIXEL RGBW

Outdoor · Vertical Bending · Horizontal Bending




LN1617-LS	
Name	L-shaped mounting bracket
Material	Aluminum
Standard Length	0.79in. (20MM)
* LN1617-LS can be installed with aluminum channel LN1617-SC.	

LN1617-AC	
Name	Adjustable mounting clip
Material	Stainless steel
Standard Length	1 in. (25.5MM)
* LN1617-LS can be installed with aluminum channel LN1617-SC.	

LN1617-RC-SPC	
Name	Spring clip
Standard Pkg	1pcs
* LN1617-RC-SPC must be installed with aluminum channel LN1617-RC.	

End Caps (Optional, purchase for extra)



LN1617-SEC-C
Silicone closed end cap

LN1617-SEC-F-5P
Silicone end cap front entry with 0.98ft (30cm) cable, 5 pin

LN1617-SEC-S-5P
Silicone end cap side entry with 0.98ft (30cm) cable, 5 pin

LN1617-SEC-B-5P
Silicone end cap bottom entry with 0.98ft (30cm) cable, 5 pin

LN1617-MEC-C
Mechanical closed end cap with screws

LN1617-MEC-F-5P
Mechanical end cap with screws, front entry with 0.98ft (30cm) cable, 5 pin

LN1617-MEC-LS-5P
Mechanical end cap with screws, left side entry with 0.98ft (30cm) cable, 5 pin

LN1617-MEC-RS-5P
Mechanical end cap with screws, right side entry with 0.98ft (30cm) cable, 5 pin

LN1617-MEC-B-5P
Mechanical end cap with screws, bottom entry with 0.98ft (30cm) cable, 5 pin

LN1617-JC-F-5P
Jumper connector front entry with 0.23ft (7cm) cable, 5 pin, IP67

Additional Accessories (Optional, purchase for extra)



PMCW-5P-67
Male connector with 0.98' (30cm) white cable, 5 pin, IP67, Wet, 22 AWG

PFCW-5P-67
Female connector with 0.98' (30cm) white cable, 5 pin, IP67, Wet, 22 AWG

PMCB-5P-67
Male connector with 0.98' (30cm) black cable, 5 pin, IP67, Wet, 22 AWG

PFCB-5P-67
Female connector with 0.98' (30cm) black cable, 5 pin, IP67, Wet, 22 AWG

SW-3P-6
Shielded signal wire, 3 pin, 18AWG, standard 20ft (6m), **customizable**

SC-3P-6
XLR3 extension signal connector, 3 pin, standard 20ft (6m), **customizable**

NC-6
RJ45 extension network connector, standard 20ft (6m), **customizable**

MFTCB-5P-67
Male and female T-shaped connector with black cable, 5 pin, IP67, Wet

LINIO NEON 1617 PIXEL RGBW Outdoor · Vertical Bending · Horizontal Bending

Drivers

Non-dimmable

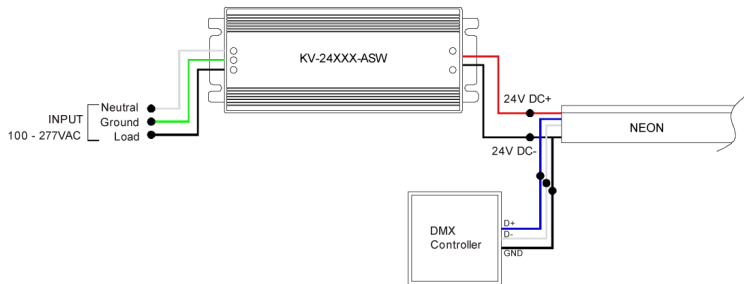
Code	Max Load	Input	Output	Class 2	With Junction Box	Environment	Size (L x W x H)
KV-24030-ASW	30W	100-277VAC	24V	Yes	No	Dry/Damp	6.1 x 2.1 x 0.8in. (15.5 x 5.4 x 2cm)
KV-24060-ASW	60W						7 x 2.4 x 0.9in. (17.8 x 6.1 x 2.4cm)
KV-24096-ASW	96W					Dry/Damp/Wet	9.1 x 2.8 x 1.7in. (23 x 7 x 4.3cm)

Controllers

Code	Description
DINA-DR micro	DMX 60 channels, DMX Stand Alone controller with 10 scenes, USB connectivity for programming
SLESA-U9	DMX 256 channels, USB connection, standalone mode with 1 area and 20 scenes
STICK-GA2	DMX 512 channels, ready to use (pre-loaded with 8 scenes and 170 RGB fixtures)
STICK-CW4	DMX 1024 channels, up to 36 scenes stored and directly recalled via 6 touch sensitive buttons

Wiring Diagram

Non-dimmable



LINIO NEON 1617 PIXEL RGBW Outdoor · Vertical Bending · Horizontal Bending

24V Voltage Drop & Maximum Wire Length Chart

Based on 24V voltage with a 3% voltage drop allowance. Indicates the maximum wire length from the power supply to the start of the run.

Total load	10 AWG	12 AWG	14 AWG	16 AWG	18 AWG	20 AWG	22 AWG
5W / 0.2A	1730 ft (527.3 m)	784 ft (238.9 m)	397 ft (121.0 m)	263 ft (80.2 m)	175 ft (53.3 m)	131 ft (39.9 m)	107 ft (32.6 m)
10W / 0.4A	865 ft (263.6 m)	392 ft (119.4 m)	199 ft (60.7 m)	132 ft (40.2 m)	88 ft (26.8 m)	66 ft (20.1 m)	54 ft (16.5 m)
15W / 0.6A	577 ft (175.9 m)	261 ft (79.6 m)	132 ft (40.2 m)	88 ft (26.8 m)	58 ft (17.7 m)	44 ft (13.4 m)	36 ft (11.0 m)
20W / 0.8A	433 ft (132.0 m)	196 ft (59.7 m)	99 ft (30.2 m)	66 ft (20.1 m)	44 ft (13.4 m)	33 ft (10.1 m)	27 ft (8.2 m)
25W / 1.0A	346 ft (105.5 m)	157 ft (47.9 m)	79 ft (24.1 m)	53 ft (16.2 m)	35 ft (10.7 m)	26 ft (7.9 m)	22 ft (6.7 m)
30W / 1.3A	289 ft (88.1 m)	131 ft (39.9 m)	66 ft (20.1 m)	44 ft (13.4 m)	29 ft (8.8 m)	22 ft (6.7 m)	18 ft (5.5 m)
35W / 1.5A	248 ft (75.6 m)	112 ft (34.1 m)	57 ft (17.4 m)	38 ft (11.6 m)	25 ft (7.6 m)	19 ft (5.8 m)	15 ft (4.6 m)
40W / 1.7A	217 ft (66.1 m)	98 ft (29.9 m)	50 ft (15.2 m)	33 ft (10.1 m)	22 ft (6.7 m)	16 ft (4.9 m)	13 ft (4.0 m)
45W / 1.9A	192 ft (58.5 m)	87 ft (26.5 m)	44 ft (13.4 m)	29 ft (8.8 m)	19 ft (5.8 m)	14 ft (4.3 m)	12 ft (3.7 m)
50W / 2.1A	173 ft (52.7 m)	78 ft (23.8 m)	40 ft (12.2 m)	26 ft (7.9 m)	18 ft (5.5 m)	13 ft (4.0 m)	11 ft (3.4 m)
55W / 2.3A	157 ft (47.9 m)	71 ft (21.6 m)	36 ft (11.0 m)	24 ft (7.3 m)	16 ft (4.9 m)	12 ft (3.7 m)	10 ft (3.0 m)
60W / 2.5A	144 ft (43.9 m)	65 ft (19.8 m)	33 ft (10.1 m)	22 ft (6.7 m)	15 ft (4.6 m)	11 ft (3.4 m)	9 ft (2.7 m)
65W / 2.7A	133 ft (40.5 m)	60 ft (18.3 m)	30 ft (9.1 m)	20 ft (6.1 m)	14 ft (4.3 m)	10 ft (3.0 m)	8 ft (2.4 m)
70W / 2.9A	124 ft (37.8 m)	56 ft (17.1 m)	28 ft (8.5 m)	19 ft (5.8 m)	13 ft (4.0 m)	10 ft (3.0 m)	8 ft (2.4 m)
75W / 3.1A	116 ft (35.4 m)	52 ft (15.9 m)	26 ft (7.9 m)	17 ft (5.2 m)	12 ft (3.7 m)	9 ft (2.7 m)	7 ft (2.1 m)
80W / 3.3A	109 ft (33.2 m)	49 ft (14.9 m)	25 ft (7.6 m)	16 ft (4.9 m)	11 ft (3.4 m)	8 ft (2.4 m)	7 ft (2.1 m)
85W / 3.5A	103 ft (31.4 m)	46 ft (14.0 m)	23 ft (7.0 m)	15 ft (4.6 m)	10 ft (3.0 m)	8 ft (2.4 m)	6 ft (1.8 m)
90W / 3.8A	97 ft (29.6 m)	44 ft (13.4 m)	22 ft (6.7 m)	15 ft (4.6 m)	10 ft (3.0 m)	7 ft (2.1 m)	6 ft (1.8 m)
96W / 4.0A	91 ft (27.7 m)	41 ft (12.5 m)	21 ft (6.4 m)	14 ft (4.3 m)	9 ft (2.7 m)	7 ft (2.1 m)	6 ft (1.8 m)