

## ARCUS CORE 3D MEDIUM - COMBO SYSTEM

3D Bending · Static White

(Standard Cut + Free Cut Finishing Piece)

### Features

The Arcus Combo System combines standard cut and free cut capabilities to provide precise, made-to-order lengths, utilizing Standard Cuts for the majority of the runs, with Free Cuts reserved only for the finishing segments. This combo usage achieves cost savings of 20–40% versus using Free Cuts for the entire length. Both Arcus Standard Cut and Free Cut maintain consistent binning and brightness.

The system is suitable for indoor and outdoor applications, and delivers exceptional performance with a CRI over 95, brightness of up to 290 lm/ft, and 1-step binning, ensuring robustness and design flexibility.


### Applications

Living rooms, TV walls, feature walls, under-cabinet areas, staircases, ceiling coves, hallways, etc.

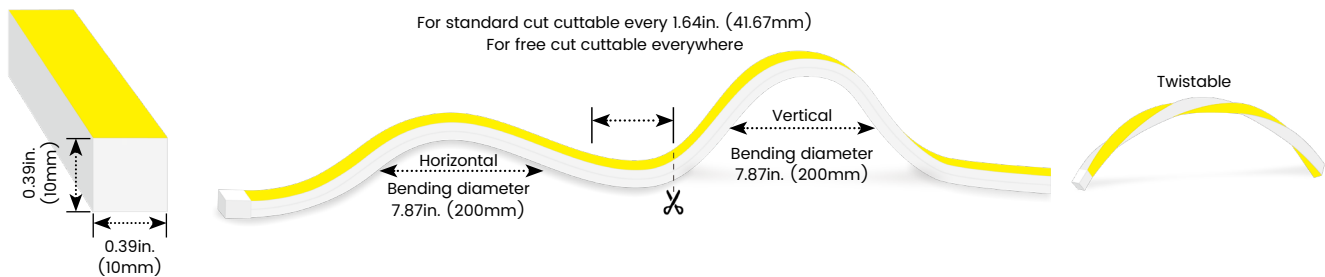
Date	Fixture type
Project name	Project phase



### Combo System



### Bending Directions & Diameters



### Order Code

Model	Environment	Voltage	CCT	Power	End Cap	Assembly Builder				Left Feed Entry
AC3DM	D5-Dry (IP54)	24V-DC24V	22K-2200K	3.1-3.05W/ft	FT Flush Translucent	F	Front	OW		Open wire 3.28ft (1m)
AC3DMFC	W7-Wet(IP67)		27K-2700K		FO Flush Opaque	B	Bottom	MC		Male connector with 11.81in. (300mm) cable
			30K-3000K			S	Side	FC		Female connector with 11.81in. (300mm)cable
			35K-3500K			C	Closed	NA		Only for Closed Feed Entry
			40K-4000K							

\*AC3DMFC: Free Cut delivers precise field-cut lengths for the last segment, while keeping in line with standard cut in dimensions, binning, output, and mounting for a uniform appearance.

### Assembly Builder

Right Feed Entry			Length	
F	Front	OW Open wire 3.28ft (1m)	Max. nominal	16.4ft(5m)
B	Bottom	MC Male connector with 11.81in. (300mm) cable	*For Standard Cut	
S	Side	FC Female connector with 11.81in. (300mm)cable	Increment	1.64in. (41.67mm)
C	Closed	NA Only for Closed Feed Entry	*For Standard Cut	

\*We will list the nearest actual manufacturing length on the quotation, based on your requested length.

### Mounting Order Code

Product Code
Please select on the Mounting Options page

# ARCUS CORE 3D MEDIUM - COMBO SYSTEM

3D Bending · Static White

(Standard Cut + Free Cut Finishing Piece)

## Lumen Output (lm/ft)

CCT	3.05W/ft
■ 2200K	241
■ 2700K	271
■ 3000K	283
■ 3500K	290
■ 4000K	290
Max. Run for Class 2 - Standard Cut	16.4ft (5m)
Max. Run Supported Length for Standard Cut	16.4ft (5m)
Max. Run for Class 2 - Free Cut	13.1ft (4m)
Max. Run Supported Length for Free Cut	13.1ft (4m)

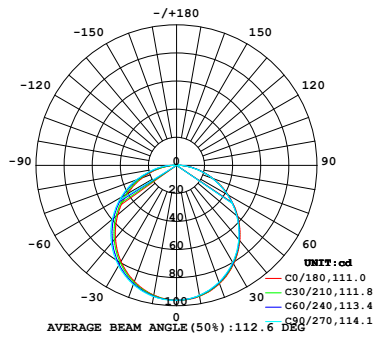
\*Typically installations in USA and Canada comply with Class 2 requirements

## Technical Details

Efficacy	93lm/W @3000K 3.05W
CRI	Ra>90
Beam Angle	120°
LED MacAdam	3 step
IK Rating	IK08 (with aluminium profile)
Average Life (L70B10)	>44,000 hours
Storage Temperature	-40°F-149°F (-40°C~ 65°C)
Operating Temperature	-40°F-149°F (-40°C~ 65°C)

## Photometry

AC3DM-D5-24V-30K-3.1-FT-F-OW-F-OW  
 ARCUS CORE 3D MEDIUM, 3D bending, 3000K, 3.05W/ft



Zonal Lumen Summary

Zone	Lumen	% Fixture
0-30	74.4	26.1%
0-40	121.6	42.7%
0-60	215.2	75.5%
0-90	279.9	98.2%
0-180	284.9	100.0%

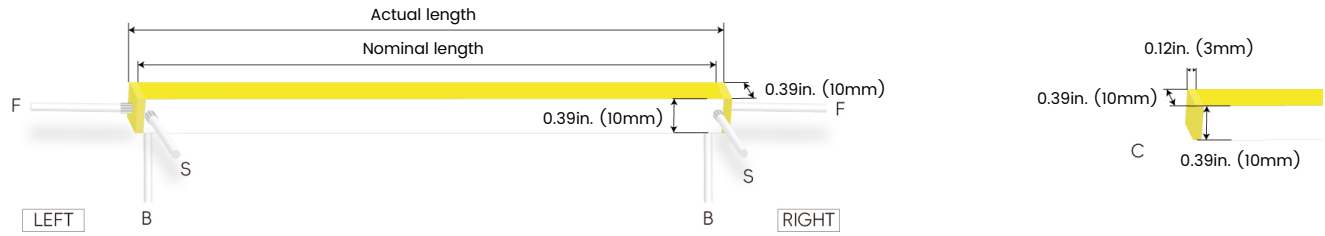
**ARCUS CORE 3D MEDIUM - COMBO SYSTEM**

(Standard Cut + Free Cut Finishing Piece)

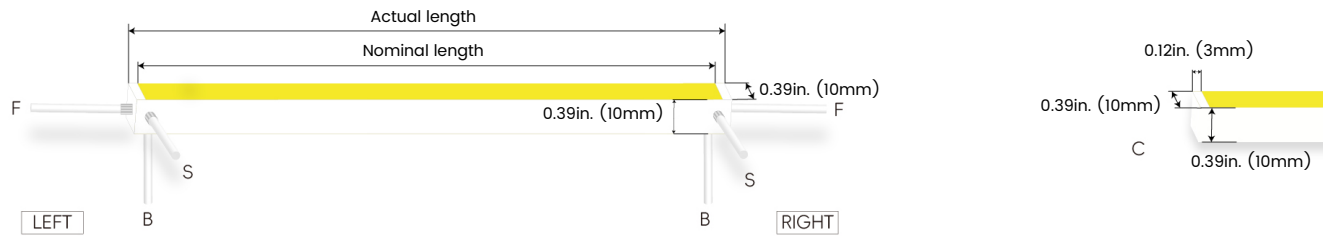
3D Bending · Static White

**Feed Entry / End Cap Options**

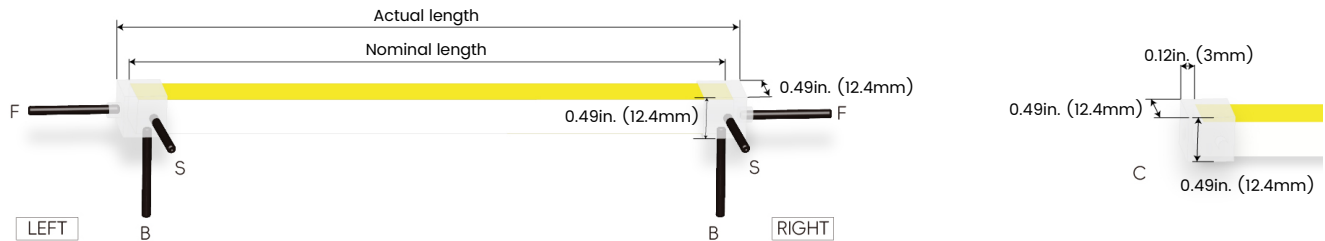
**FT: Flush Translucent – IP67, factory-made only**



**FO: Flush Opaque – IP67, factory-made only**



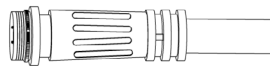
**Silicone end cap – IP67, for field cuttable only**



**Connector Wire Options**



**OW:** Open wire, **Dry only**  
Standard 11.81in. (300mm), 20 AWG,  
wire length customizable



**MC:** Male connector, **Wet**  
Standard 11.81in. (300mm), 20 AWG




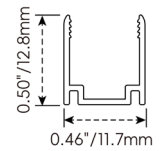


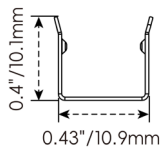


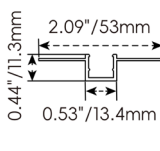


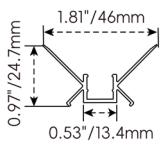


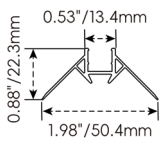


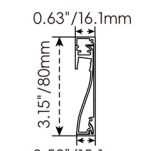


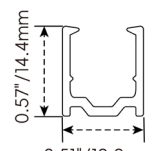


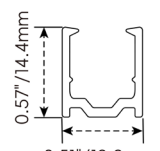

**FC:** Female connector, **Wet**  
Standard 11.81in. (300mm), 20 AWG

**ARCUS CORE 3D MEDIUM - COMBO SYSTEM**

(Standard Cut + Free Cut Finishing Piece)

3D Bending · Static White

**Mounting Options**

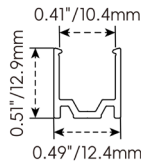
			<p><b>NF1010-SC</b></p> <table border="1"> <tr><td>Name</td><td>Straight surface channel</td></tr> <tr><td>Material</td><td>Aluminum</td></tr> <tr><td>Standard Length</td><td>3.28ft (1m)</td></tr> </table>	Name	Straight surface channel	Material	Aluminum	Standard Length	3.28ft (1m)		
Name	Straight surface channel										
Material	Aluminum										
Standard Length	3.28ft (1m)										
			<p><b>NF1010-BC</b></p> <table border="1"> <tr><td>Name</td><td>Bendable surface channel</td></tr> <tr><td>Material</td><td>Stainless Steel</td></tr> <tr><td>Standard Length</td><td>3.28ft (1m)</td></tr> <tr><td>Min. Bending Radius</td><td>1.97in. (50mm)</td></tr> </table> <p>*Not suitable for upside-down installation</p>	Name	Bendable surface channel	Material	Stainless Steel	Standard Length	3.28ft (1m)	Min. Bending Radius	1.97in. (50mm)
Name	Bendable surface channel										
Material	Stainless Steel										
Standard Length	3.28ft (1m)										
Min. Bending Radius	1.97in. (50mm)										
			<p><b>NF1010-MC</b></p> <table border="1"> <tr><td>Name</td><td>Mud-in channel</td></tr> <tr><td>Material</td><td>Aluminum</td></tr> <tr><td>Standard Length</td><td>3.28ft (1m)</td></tr> </table>	Name	Mud-in channel	Material	Aluminum	Standard Length	3.28ft (1m)		
Name	Mud-in channel										
Material	Aluminum										
Standard Length	3.28ft (1m)										
			<p><b>NF1010-IC</b></p> <table border="1"> <tr><td>Name</td><td>Inside corner channel</td></tr> <tr><td>Material</td><td>Aluminum</td></tr> <tr><td>Standard Length</td><td>3.28ft (1m)</td></tr> </table>	Name	Inside corner channel	Material	Aluminum	Standard Length	3.28ft (1m)		
Name	Inside corner channel										
Material	Aluminum										
Standard Length	3.28ft (1m)										
			<p><b>NF1010-OC</b></p> <table border="1"> <tr><td>Name</td><td>Outside corner channel</td></tr> <tr><td>Material</td><td>Aluminum</td></tr> <tr><td>Standard Length</td><td>3.28ft (1m)</td></tr> </table>	Name	Outside corner channel	Material	Aluminum	Standard Length	3.28ft (1m)		
Name	Outside corner channel										
Material	Aluminum										
Standard Length	3.28ft (1m)										
			<p><b>NF1010-SBC</b></p> <table border="1"> <tr><td>Name</td><td>Skirting board channel</td></tr> <tr><td>Material</td><td>Aluminum</td></tr> <tr><td>Standard Length</td><td>3.28ft (1m)</td></tr> </table>	Name	Skirting board channel	Material	Aluminum	Standard Length	3.28ft (1m)		
Name	Skirting board channel										
Material	Aluminum										
Standard Length	3.28ft (1m)										
			<p><b>NF1010-PC</b></p> <table border="1"> <tr><td>Name</td><td>PC channel</td></tr> <tr><td>Material</td><td>PC</td></tr> <tr><td>Standard Length</td><td>3.28ft (1m)</td></tr> </table>	Name	PC channel	Material	PC	Standard Length	3.28ft (1m)		
Name	PC channel										
Material	PC										
Standard Length	3.28ft (1m)										
			<p><b>NF1010-BPC</b></p> <table border="1"> <tr><td>Name</td><td>Bendable PC channel</td></tr> <tr><td>Material</td><td>PC</td></tr> <tr><td>Standard Length</td><td>3.28ft (1m)</td></tr> </table>	Name	Bendable PC channel	Material	PC	Standard Length	3.28ft (1m)		
Name	Bendable PC channel										
Material	PC										
Standard Length	3.28ft (1m)										

**ARCUS CORE 3D MEDIUM - COMBO SYSTEM**

3D Bending · Static White

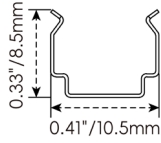
(Standard Cut + Free Cut Finishing Piece)

**Mounting Options**



**NF1010-CL**

<b>Name</b>	Mounting clip
<b>Material</b>	Aluminum
<b>Standard Length</b>	0.98in. (25mm)



**NF1010-CLS**


<b>Name</b>	Mounting clip
<b>Material</b>	Stainless Steel
<b>Standard Length</b>	0.28in. (7mm)
<b>*Not suitable for upside-down installation</b>	

## ARCUS CORE 3D MEDIUM - COMBO SYSTEM


(Standard Cut + Free Cut Finishing Piece)

3D Bending · Static White


### Silicone End Caps (Optional, purchase for extra)



**NF1010-SEC-C**  
Silicone closed end cap



**NF1010-SEC-F-2P**  
Silicone end cap front entry with 11.8in. (300mm) cable, 2 pin



**NF1010-SEC-S-2P**  
Silicone end cap side entry with 11.8in. (300mm) cable, 2 pin



**NF1010-SEC-B-2P**  
Silicone end cap bottom entry with 11.8in. (300mm) cable, 2 pin

### Additional Accessories (Optional, purchase for extra)



**MCW-2P-67**  
Male connector, 11.8in. (300mm) white cable, 2 pin, IP67, Wet, 20 AWG



**FCW-2P-67**  
Female connector, 11.8in. (300mm) white cable, 2 pin, IP67, Wet, 20 AWG



**MCB-2P-67**  
Male connector, 11.8in. (300mm) black cable, 2 pin, IP67, Wet, 20 AWG



**FCB-2P-67**  
Female connector, 11.8in. (300mm) black cable, 2 pin, IP67, Wet, 20 AWG



**ADJS**  
1 Adjustable Angle Scissors Set, with 4 Spare Blades

# ARCUS CORE 3D MEDIUM - COMBO SYSTEM

3D Bending · Static White

(Standard Cut + Free Cut Finishing Piece)

## Drivers

### Non-dimmable

Code	Max Load	Input	Output	Class 2	With Junction Box	Environment	Size (L x W x H)
KV-24030-ASW	30W	100-277VAC	24V	Yes	No	Dry/Damp	6.1 x 2.1 x 0.8in. (155 x 54 x 20mm)
KV-24060-ASW	60W	100-277VAC	24V	Yes	No	Dry/Damp	7 x 2.4 x 0.9in. (178 x 61 x 24mm)
KV-24096-ASW	96W	100-277VAC	24V	Yes	No	Dry/Damp/Wet	9.1 x 2.8 x 1.7in. (230 x 70 x 43mm)

### Phase cut/Triac-dimmable

Code	Max Load	Input	Output	Class 2	With Junction Box	Environment	Size (L x W x H)
KVF-24030-TDW	30W	100-277VAC	24V	Yes	No	Dry/Damp	6.1 x 2.1 x 0.8in. (155 x 54 x 20mm)
KVF-24060-TDW	60W	100-277VAC	24V	Yes	No	Dry/Damp	7 x 2.4 x 0.9in. (178 x 61 x 24mm)
KVF-24096-TDW	96W	100-277VAC	24V	Yes	No	Dry/Damp/Wet	9.1 x 2.8 x 1.7in. (230 x 70 x 43mm)
KVF-24030-TDWJ	30W	100-277VAC	24V	Yes	Yes	Dry/Damp	6.5 x 3.6 x 1in. (165 x 92 x 26mm)
KVF-24060-TDWJ	60W	100-277VAC	24V	Yes	Yes	Dry/Damp	7.4 x 3.6 x 1in. (188 x 92 x 26mm)
KVF-24096-TDWJ	96W	100-277VAC	24V	Yes	Yes	Dry/Damp	8.7 x 3.7 x 1.6in. (220 x 93 x 41mm)
KVF-24192-TDWJ	192W (96Wx2)	100-277VAC	24V	Yes	Yes	Dry/Damp	10.9 x 4.3 x 1.8in. (278 x 110 x 45mm)
KVF-24288-TDWJ	288W (96Wx3)	100-277VAC	24V	Yes	Yes	Dry/Damp	11.9 x 4.3 x 1.8in. (301 x 110 x 45mm)
KVF-24384-TDWJ	384W (96Wx4)	100-277VAC	24V	Yes	Yes	Dry/Damp	12.7 x 5.5 x 1.9in. (323 x 140 x 48mm)

### 4 in 1-dimmable (0-10V/1-10V/Potentiometer/10V PWM)

Code	Max Load	Input	Output	Class 2	With Junction Box	Environment	Size (L x W x H)
KVD-24030-DIM	30W	100-277VAC	24V	Yes	No	Dry/Damp	6.1 x 2.1 x 0.8in. (155 x 54 x 20mm)
KVD-24060-DIM	60W	100-277VAC	24V	Yes	No	Dry/Damp	7 x 2.4 x 0.9in. (178 x 61 x 24mm)
KVD-24096-DIM	96W	100-277VAC	24V	Yes	No	Dry/Damp/Wet	9.1 x 2.8 x 1.7in. (230 x 70 x 43mm)
KVD-24030-DIMJ	30W	100-277VAC	24V	Yes	Yes	Dry/Damp	6.5 x 3.6 x 1in. (165 x 92 x 26mm)
KVD-24060-DIMJ	60W	100-277VAC	24V	Yes	Yes	Dry/Damp	7.4 x 3.6 x 1in. (188 x 92 x 26mm)
KVD-24096-DIMJ	96W	100-277VAC	24V	Yes	Yes	Dry/Damp	8.7 x 3.7 x 1.6in. (220 x 93 x 41mm)
KVD-24192-DIMJ	192W (96Wx2)	100-277VAC	24V	Yes	Yes	Dry/Damp	10.9 x 4.3 x 1.8in. (278 x 110 x 45mm)
KVD-24288-DIMJ	288W (96Wx3)	100-277VAC	24V	Yes	Yes	Dry/Damp	11.9 x 4.3 x 1.8in. (301 x 110 x 45mm)
KVD-24384-DIMJ	384W (96Wx4)	100-277VAC	24V	Yes	Yes	Dry/Damp	12.7 x 5.5 x 1.9in. (323 x 140 x 48mm)

### 5 in 1-dimmable (Triac/0-10V/1-10V/Potentiometer/10V PWM)

Code	Max Load	Input	Output	Class 2	With Junction Box	Environment	Size (L x W x H)
KVG-24030-DW	30W	100-277VAC	24V	Yes	No	Dry/Damp	6.1 x 2.1 x 0.8in. (155 x 54 x 20mm)
KVG-24060-DW	60W	100-277VAC	24V	Yes	No	Dry/Damp	7 x 2.4 x 0.9in. (178 x 61 x 24mm)
KVG-24096-DW	96W	100-277VAC	24V	Yes	No	Dry/Damp/Wet	9.1 x 2.8 x 1.7in. (230 x 70 x 43mm)
KVG-24030-DWJ	30W	100-277VAC	24V	Yes	Yes	Dry/Damp	6.5 x 3.7 x 1.6in. (165 x 95 x 40mm)
KVG-24060-DWJ	60W	100-277VAC	24V	Yes	Yes	Dry/Damp	7.4 x 3.7 x 1.6in. (188 x 95 x 40mm)
KVG-24096-DWJ	96W	100-277VAC	24V	Yes	Yes	Dry/Damp	8.7 x 3.7 x 1.6in. (220 x 95 x 40mm)
KVG-C24192-DWJ	192W (96Wx2)	100-277VAC	24V	Yes	Yes	Dry/Damp	10.9 x 4.3 x 1.8in. (278 x 110 x 45mm)
KVG-C24288-DWJ	288W (96Wx3)	100-277VAC	24V	Yes	Yes	Dry/Damp	11.9 x 4.3 x 1.8in. (301 x 110 x 45mm)
KVG-C24384-DWJ	384W (96Wx4)	100-277VAC	24V	Yes	Yes	Dry/Damp	12.8 x 5.5 x 1.9in. (325 x 140 x 48mm)

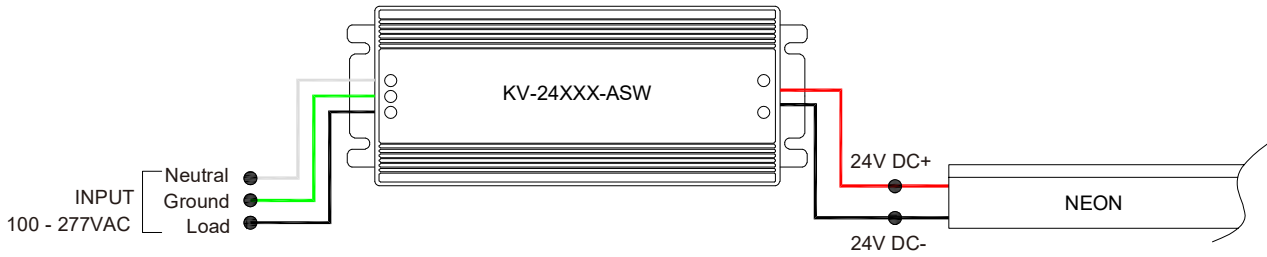
# ARCUS CORE 3D MEDIUM - COMBO SYSTEM

(Standard Cut + Free Cut Finishing Piece)

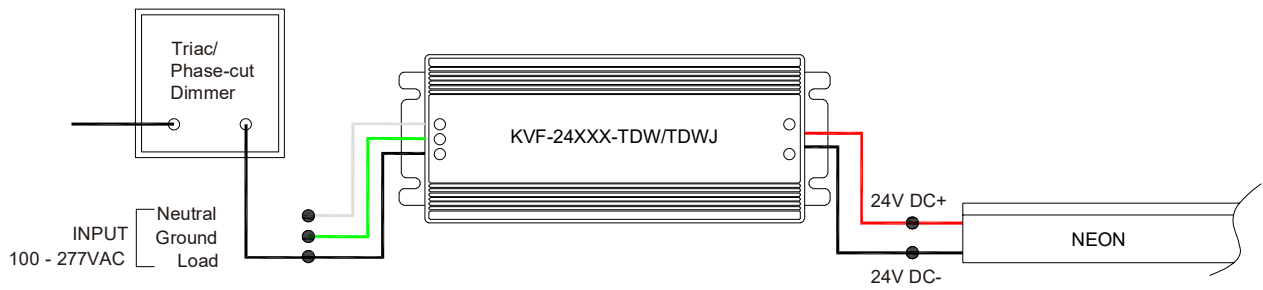
3D Bending · Static White

## Wiring Diagram

### Non-dimmable



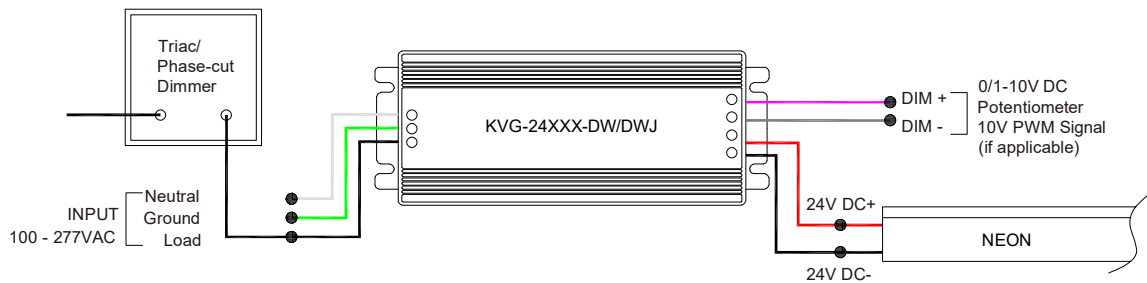
### Phase cut/Triac-dimmable



### 4 in 1-dimmable (0-10V/1-10V/Potentiometer/10V PWM)



### 5 in 1-dimmable (Triac/0-10V/1-10V/Potentiometer/10V PWM)



**ARCUS CORE 3D MEDIUM - COMBO SYSTEM**

3D Bending · Static White

(Standard Cut + Free Cut Finishing Piece)

**24V Voltage Drop & Maximum Wire Length Chart**

Based on 24V voltage with a 3% voltage drop allowance. Indicates the maximum wire length from the power supply to the start of the run.

Total load	8AWG	10AWG	12AWG	14AWG	16AWG	18AWG	20AWG	22AWG
10W / 0.4A	1588ft (484.0m)	999ft (304.5m)	628ft (191.4m)	395ft (120.4m)	248ft (75.5m)	156ft (47.5m)	98ft (29.8m)	61ft (18.5m)
20W / 0.8A	794ft (242.0m)	499ft (152.1m)	314ft (95.7m)	197ft (60.0m)	124ft (37.8m)	78ft (23.7m)	49ft (14.9m)	30ft (9.1m)
30W / 1.3A	529ft (161.2m)	333ft (101.5m)	209ft (63.7m)	131ft (39.9m)	82ft (24.9m)	52ft (15.8m)	32ft (9.7m)	20ft (6.1m)
40W / 1.7A	397ft (121.0m)	249ft (75.9m)	157ft (47.8m)	98ft (29.8m)	62ft (18.9m)	39ft (11.8m)	24ft (7.3m)	15ft (4.5m)
50W / 2.1A	317ft (96.6m)	199ft (60.6m)	125ft (38.1m)	79ft (24.0m)	49ft (14.9m)	31ft (9.4m)	19ft (5.7m)	12ft (3.6m)
60W / 2.5A	264ft (80.4m)	166ft (50.6m)	104ft (31.7m)	65ft (19.8m)	41ft (12.5m)	26ft (7.9m)	16ft (4.8m)	10ft (3.0m)
70W / 2.9A	226ft (68.8m)	142ft (43.2m)	89ft (27.1m)	56ft (17.0m)	35ft (10.6m)	22ft (6.7m)	14ft (4.2m)	8ft (2.4m)
80W / 3.3A	198ft (60.3m)	124ft (37.8m)	78ft (23.7m)	49ft (14.9m)	31ft (9.4m)	19ft (5.7m)	12ft (3.6m)	7ft (2.1m)
90W / 3.8A	176ft (53.6m)	111ft (33.8m)	69ft (21.0m)	43ft (13.1m)	27ft (8.2m)	17ft (5.1m)	10ft (3.0m)	6ft (1.8m)
100W / 4.2A	158ft (48.1m)	99ft (30.1m)	62ft (18.9m)	39ft (11.8m)	24ft (7.3m)	15ft (4.5m)	9ft (2.7m)	6ft (1.8m)
110W / 4.6A	144ft (43.8m)	90ft (27.4m)	57ft (17.3m)	35ft (10.6m)	22ft (6.7m)	14ft (4.2m)	9ft (2.7m)	5ft (1.5m)
120W / 5.0A	132ft (40.2m)	83ft (25.3m)	52ft (15.8m)	32ft (9.7m)	20ft (6.1m)	13ft (3.9m)	8ft (2.4m)	5ft (1.5m)
130W / 5.4A	122ft (37.1m)	76ft (23.1m)	48ft (14.6m)	30ft (9.1m)	19ft (5.7m)	12ft (3.6m)	7ft (2.1m)	4ft (1.2m)
140W / 5.8A	113ft (34.4m)	71ft (21.6m)	44ft (13.4m)	28ft (8.5m)	17ft (5.1m)	11ft (3.3m)	7ft (2.1m)	4ft (1.2m)
150W / 6.3A	105ft (32.0m)	66ft (20.1m)	41ft (12.5m)	26ft (7.9m)	16ft (4.8m)	10ft (3.0m)	6ft (1.8m)	4ft (1.2m)
160W / 6.7A	99ft (30.1m)	62ft (18.9m)	39ft (11.8m)	24ft (7.3m)	15ft (4.5m)	9ft (2.7m)	6ft (1.8m)	3ft (0.9m)
170W / 7.1A	93ft (28.3m)	58ft (17.6m)	36ft (10.9m)	23ft (7.0m)	14ft (4.2m)	9ft (2.7m)	5ft (1.5m)	3ft (0.9m)
180W / 7.5A	88ft (26.8m)	55ft (16.7m)	34ft (10.3m)	22ft (6.7m)	13ft (3.9m)	8ft (2.4m)	5ft (1.5m)	3ft (0.9m)
190W / 7.9A	83ft (25.3m)	52ft (15.8m)	33ft (10.0m)	20ft (6.0m)	13ft (3.9m)	8ft (2.4m)	5ft (1.5m)	3ft (0.9m)
200W / 8.3A	79ft (24.0m)	49ft (14.9m)	31ft (9.4m)	19ft (5.7m)	12ft (3.6m)	7ft (2.1m)	4ft (1.2m)	3ft (0.9m)
210W / 8.8A	75ft (22.8m)	47ft (14.3m)	29ft (8.8m)	18ft (5.4m)	11ft (3.3m)	7ft (2.1m)	4ft (1.2m)	2ft (0.6m)
220W / 9.2A	72ft (21.9m)	45ft (13.7m)	28ft (8.5m)	18ft (5.4m)	11ft (3.3m)	7ft (2.1m)	4ft (1.2m)	2ft (0.6m)
230W / 9.6A	69ft (21.0m)	43ft (13.1m)	27ft (8.2m)	17ft (5.1m)	10ft (3.0m)	6ft (1.8m)	4ft (1.2m)	2ft (0.6m)
240W / 10.0A	66ft (20.1m)	41ft (12.5m)	26ft (7.9m)	16ft (4.8m)	10ft (3.0m)	6ft (1.8m)	4ft (1.2m)	2ft (0.6m)
250W / 10.4A	63ft (19.2m)	40ft (12.1m)	25ft (7.6m)	15ft (4.5m)	9ft (2.7m)	6ft (1.8m)	3ft (0.9m)	2ft (0.6m)