LINIO NEON 1228X SV RGBW

Horizontal Bending · RGBW

Date	Fixture type
Project name	Project phase

Features

- Dome top, eye-catching at three angles, changeable RGBW colors
- IP68 rated, ideal for outdoor uses, not for underwater project
- 3 years warranty

Applications

Museums, malls, amusement parks, restaurants, resorts, etc.



Bending Directions & Diameters

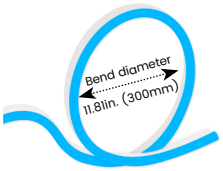

Dimensions

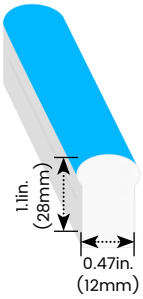

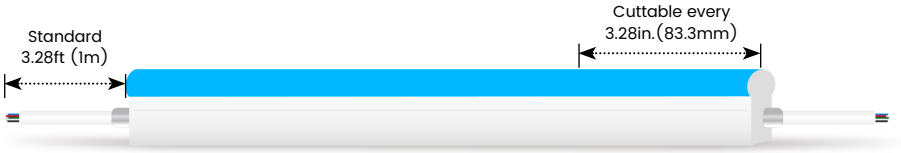

Order Code

Model	Environment	Voltage	CCT	Power	End Cap
LN1228XSV	**W8**-Wet (IP68)	**24V**-DC24V	**RGBW27K**-RGBW2700K **RGBW30K**-RGBW3000K **RGBW35K**-RGBW3500K **RGBW40K**-RGBW4000K	**5.2**-5.18W/ft	**FT** Flush Translucent **FO** Flush Opaque

Assembly Builder

Left Feed Entry			
F	Front	**OW**	Open wire 3.28ft (1m)
B	Bottom	**OA**	Open Wire with Anti-Wicking Ferrule
S	Side	**MC**	Male connector with 11.81in. (300mm) cable
C	Closed	**FC**	Female connector with 11.81in. (300mm)cable
		NA	Only for Closed Feed Entry

Assembly Builder

Right Feed Entry				Length	
F	Front	**OW**	Open wire 3.28ft (1m)	**Max. nominal**	29.5ft (9m)
B	Bottom	**OA**	Open Wire with Anti-Wicking Ferrule	**Increment**	3.28in. (83.3mm)
S	Side	**MC**	Male connector with 11.81in. (300mm) cable		
C	Closed	**FC**	Female connector with 11.81in. (300mm)cable		
		NA	Only for Closed Feed Entry		

*We will list the nearest actual manufacturing length on the quotation, based on your requested length.

Mounting Order Code

Product Code
Please select on the Mounting Options page

LINIO NEON 1228X SV RGBW

Horizontal Bending · RGBW

Lumen Output (lm/ft)

CCT	5.18W/ft
R	15
G	40
B	11
W27K	50
W30K	50
W35K	51
W40K	51
RGBW27K	115
RGBW30K	113
RGBW35K	111
RGBW40K	111
Max. Run for Class 2*	15.4ft (4.7m)
Max. Run Supported Length	29.5ft (9m)

*Typically installations in USA and Canada comply with Class 2 requirements

Techinical Details

Efficacy	22lm/W @RGBW30K 5.18W
CRI	Ra≥80
Average Life (L80B10)	>46,000 hours
Storage Temperature	-40°F~149°F (-40°C~ 65°C)
Operating Temperature	-40°F~149°F (-40°C~ 65°C)

Photometry

LN1228XSV-W8-24V-RGBW30K-5.2-FT-F-OW-F-OW

LINIO NEON 1228X SV RGBW, Horizontal bend, RGBW30K, 5.18W/ft

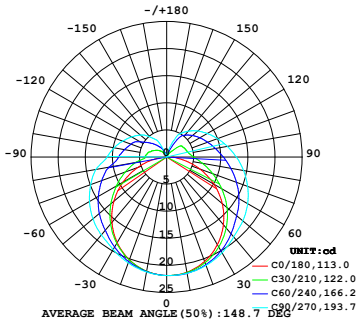

Zonal Lumen Summary

Zone	Lumen	% Fixture
0-30	17.3	15.3%
0-40	28.8	25.6%
0-60	54.5	48.3%
0-90	86.0	76.2%
0-180	112.8	100.0%

Feed Entry / End Cap Options

FT: Flush Translucent – IP68, factory-made only



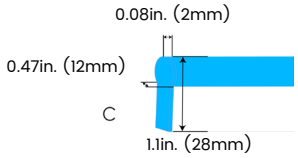

FO: Flush Opaque – IP68, factory-made only



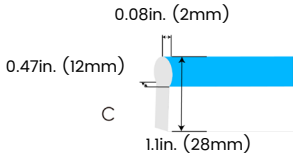

Silicone end cap – IP67, for field cuttable only

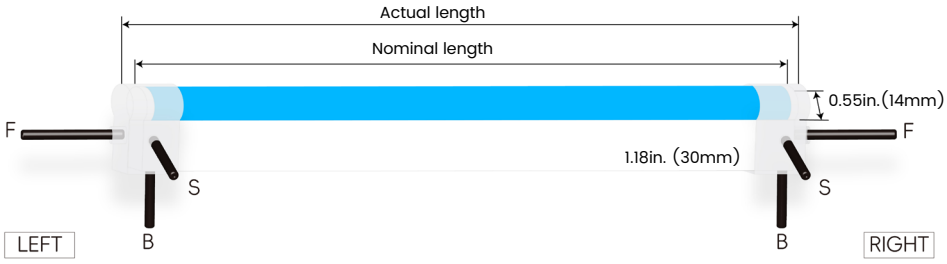

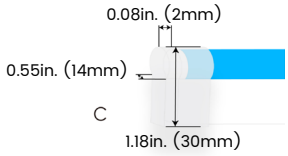

Connector Wire Options

OW: Open wire, **Dry only**
Standard 3.28ft (1m),20 AWG,
wire length customizable

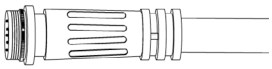

MC: Male connector, **Wet**
Standard 11.81in. (300mm), 20 AWG

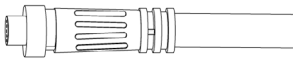

FC: Female connector, **Wet**
Standard 11.81in. (300mm), 20 AWG

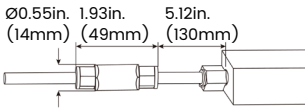

OA: Open Wire with **Anti-Wicking Ferrule, Wet**
Standard 3.28ft (1m),20 AWG,
Protects against water ingress through the power cable

LINIO NEON 1228X SV RGBW

Horizontal Bending · RGBW

Mounting Options

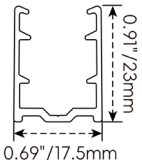

NF1228-SC

Name	Straight surface channel
Material	Aluminum
Standard Length	3.28ft (1m)

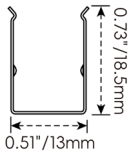

NF1228-BC

Name	Bendable surface channel
Material	Stainless Steel
Standard Length	3.28ft (1m)
Min. Bending Diameter	11.81in.(300mm)
*Not suitable for upside-down installation	


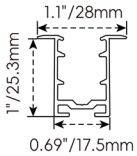

NF1228-RC

Name	Straight recessed channel
Material	Aluminum
Standard Length	3.28ft (1m)


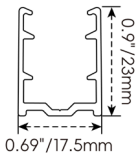

NF1228-BCA

Name	Bendable surface channel
Material	Aluminum
Standard Length	3.28ft (1m)
Min. Bending Diameter	11.81in.(300mm)

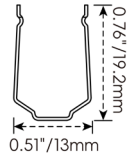

NF1228-CL

Name	Mounting clip
Material	Stainless Steel
Standard Length	0.79in.(20mm)
*Not suitable for upside-down installation	

LINIO NEON 1228X SV RGBW

Horizontal Bending · RGBW

Silicone End Caps (Optional, purchase for extra)



NF1228-SEC-C
Silicone closed end cap



NF1228-SEC-F-5P
Silicone end cap front entry with 11.81in. (300mm) cable, 5 pin



NF1228-SEC-S-5P
Silicone end cap side entry with 11.81in. (300mm) cable, 5 pin

NF1228-SEC-B-5P
Silicone end cap bottom entry with 11.81in. (300mm) cable, 5 pin

Additional Accessories (Optional, purchase for extra)

MCW-5P-67
Male connector,
11.81in. (300mm) white cable,
5 pin, IP67, Wet, 20 AWG

FCW-5P-67
Female connector,
11.81in. (300mm) white cable,
5 pin, IP67, Wet, 20 AWG

MCB-5P-67
Male connector,
11.81in. (300mm) black cable,
5 pin, IP67, Wet, 20 AWG

FCB-5P-67
Female connector,
11.81in. (300mm) black cable,
5 pin, IP67, Wet, 20 AWG

ADJS
1 Adjustable Angle Scissors Set,
with 4 Spare Blades

LINIO NEON 1228X SV RGBW

Horizontal Bending · RGBW

Drivers

Non-dimmable

Code	Max Load	Input	Output	Class 2	With Junction Box	Environment	Size (L x W x H)
KV-24030-ASW	30W	100-277VAC	24V	Yes	No	Dry/Damp	6.1 x 2.1 x 0.8in. (155 x 54 x 20mm)
KV-24060-ASW	60W	100-277VAC	24V	Yes	No	Dry/Damp	7 x 2.4 x 0.9in. (178 x 61 x 24mm)
KV-24096-ASW	96W	100-277VAC	24V	Yes	No	Dry/Damp/Wet	9.1 x 2.8 x 1.7in. (230 x 70 x 43mm)

DMX-dimmable

Code	Max Load	Input	Output	Class 2	Environment	Size (L x W x H)
KVX-24100-4C-A	100W	100-277VAC	24V	Yes	Dry/Damp/Wet	9.05 × 3.07 × 0.98 in. (230 × 78 × 25 mm)
KVX-24150-4C-A	150W	100-277VAC	24V	No	Dry/Damp/Wet	10.90 × 3.07 × 0.98 in. (277 × 78 × 25 mm)
KVX-24200-4C-A	200W	100-277VAC	24V	No	Dry/Damp/Wet	10.90 × 3.07 × 0.98 in. (277 × 78 × 25 mm)
KVX-24300-4C-A	300W	100-277VAC	24V	No	Dry/Damp/Wet	11.85 × 3.07 × 0.98 in. (301 × 78 × 25 mm)

DMX-Decoders & Controllers Options

Type	Code	Description	Size (L x W x H)
DMX-Decoders	LT-904	4 channels output, up to 576W output power	4.80 × 4.33 × 1.46 in. (122 × 110 × 37 mm)
DMX-Decoders	LT-916	16 channels output, up to 1152W output power	7.09 × 4.80 × 1.54 in. (180 × 122 × 39 mm)
DMX-Decoders	LT-932	32 channels output, up to 1728W output power	11.81 × 4.80 × 1.54 in. (300 × 122 × 39 mm)
Controllers	DINA-DR micro	DMX 60 channels stand-alone controller with 10 scenes and USB programming	2.05 × 1.14 × 0.94 in. (52 × 29 × 24 mm)
Controllers	SLESA-U9	DMX 256 channels, USB connection, standalone mode with 1 area and 20 scenes	3.03 × 3.43 × 1.57 in. (77 × 87 × 40 mm)
Controllers	STICK-CW4	DMX 1024 channels controller with 36 scenes and 6 touch buttons	4.17 × 5.75 × 0.39 in. (106 × 146 × 10 mm)

Wiring Diagram

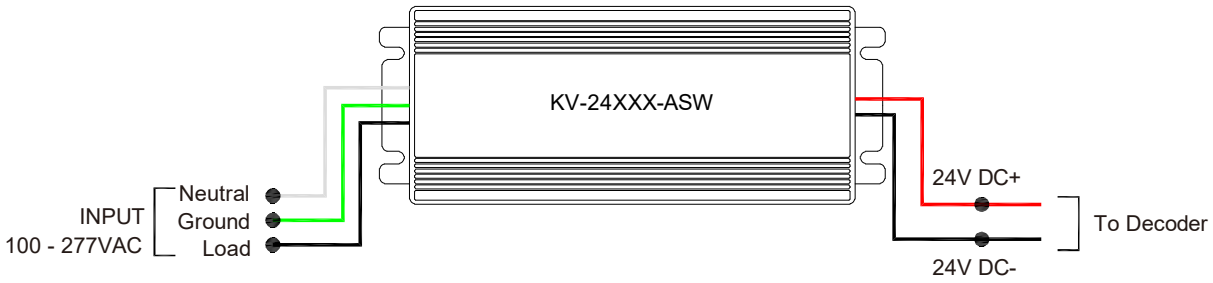

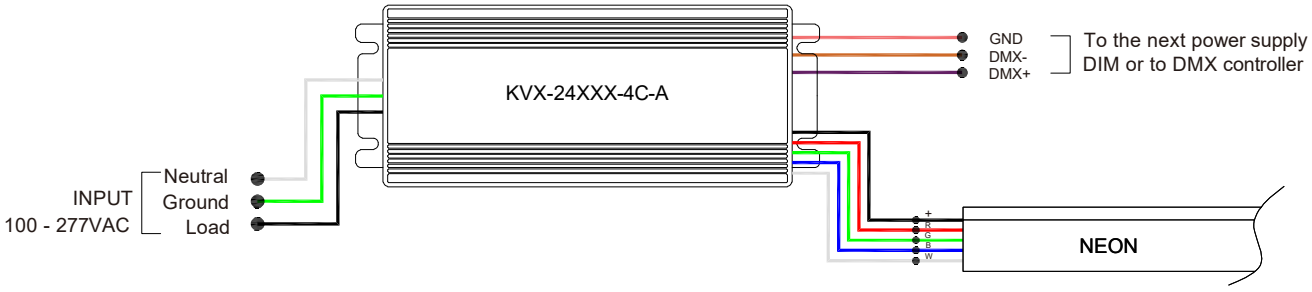

LINIO NEON 1228X SV RGBW

Horizontal Bending · RGBW

24V Voltage Drop & Maximum Wire Length Chart

Based on 24V voltage with a 3% voltage drop allowance. Indicates the maximum wire length from the power supply to the start of the run.

Total load	8AWG	10AWG	12AWG	14AWG	16AWG	18AWG	20AWG	22AWG
10W / 0.4A	1588ft (484.0m)	999ft (304.5m)	628ft (191.4m)	395ft (120.4m)	248ft (75.5m)	156ft (47.5m)	98ft (29.8m)	61ft (18.5m)
20W / 0.8A	794ft (242.0m)	499ft (152.1m)	314ft (95.7m)	197ft (60.0m)	124ft (37.8m)	78ft (23.7m)	49ft (14.9m)	30ft (9.1m)
30W / 1.3A	529ft (161.2m)	333ft (101.5m)	209ft (63.7m)	131ft (39.9m)	82ft (24.9m)	52ft (15.8m)	32ft (9.7m)	20ft (6.1m)
40W / 1.7A	397ft (121.0m)	249ft (75.9m)	157ft (47.8m)	98ft (29.8m)	62ft (18.9m)	39ft (11.8m)	24ft (7.3m)	15ft (4.5m)
50W / 2.1A	317ft (96.6m)	199ft (60.6m)	125ft (38.1m)	79ft (24.0m)	49ft (14.9m)	31ft (9.4m)	19ft (5.7m)	12ft (3.6m)
60W / 2.5A	264ft (80.4m)	166ft (50.6m)	104ft (31.7m)	65ft (19.8m)	41ft (12.5m)	26ft (7.9m)	16ft (4.8m)	10ft (3.0m)
70W / 2.9A	226ft (68.8m)	142ft (43.2m)	89ft (27.1m)	56ft (17.0m)	35ft (10.6m)	22ft (6.7m)	14ft (4.2m)	8ft (2.4m)
80W / 3.3A	198ft (60.3m)	124ft (37.8m)	78ft (23.7m)	49ft (14.9m)	31ft (9.4m)	19ft (5.7m)	12ft (3.6m)	7ft (2.1m)
90W / 3.8A	176ft (53.6m)	111ft (33.8m)	69ft (21.0m)	43ft (13.1m)	27ft (8.2m)	17ft (5.1m)	10ft (3.0m)	6ft (1.8m)
100W / 4.2A	158ft (48.1m)	99ft (30.1m)	62ft (18.9m)	39ft (11.8m)	24ft (7.3m)	15ft (4.5m)	9ft (2.7m)	6ft (1.8m)
110W / 4.6A	144ft (43.8m)	90ft (27.4m)	57ft (17.3m)	35ft (10.6m)	22ft (6.7m)	14ft (4.2m)	9ft (2.7m)	5ft (1.5m)
120W / 5.0A	132ft (40.2m)	83ft (25.3m)	52ft (15.8m)	32ft (9.7m)	20ft (6.1m)	13ft (3.9m)	8ft (2.4m)	5ft (1.5m)
130W / 5.4A	122ft (37.1m)	76ft (23.1m)	48ft (14.6m)	30ft (9.1m)	19ft (5.7m)	12ft (3.6m)	7ft (2.1m)	4ft (1.2m)
140W / 5.8A	113ft (34.4m)	71ft (21.6m)	44ft (13.4m)	28ft (8.5m)	17ft (5.1m)	11ft (3.3m)	7ft (2.1m)	4ft (1.2m)
150W / 6.3A	105ft (32.0m)	66ft (20.1m)	41ft (12.5m)	26ft (7.9m)	16ft (4.8m)	10ft (3.0m)	6ft (1.8m)	4ft (1.2m)
160W / 6.7A	99ft (30.1m)	62ft (18.9m)	39ft (11.8m)	24ft (7.3m)	15ft (4.5m)	9ft (2.7m)	6ft (1.8m)	3ft (0.9m)
170W / 7.1A	93ft (28.3m)	58ft (17.6m)	36ft (10.9m)	23ft (7.0m)	14ft (4.2m)	9ft (2.7m)	5ft (1.5m)	3ft (0.9m)
180W / 7.5A	88ft (26.8m)	55ft (16.7m)	34ft (10.3m)	22ft (6.7m)	13ft (3.9m)	8ft (2.4m)	5ft (1.5m)	3ft (0.9m)
190W / 7.9A	83ft (25.3m)	52ft (15.8m)	33ft (10.0m)	20ft (6.0m)	13ft (3.9m)	8ft (2.4m)	5ft (1.5m)	3ft (0.9m)
200W / 8.3A	79ft (24.0m)	49ft (14.9m)	31ft (9.4m)	19ft (5.7m)	12ft (3.6m)	7ft (2.1m)	4ft (1.2m)	3ft (0.9m)
210W / 8.8A	75ft (22.8m)	47ft (14.3m)	29ft (8.8m)	18ft (5.4m)	11ft (3.3m)	7ft (2.1m)	4ft (1.2m)	2ft (0.6m)
220W / 9.2A	72ft (21.9m)	45ft (13.7m)	28ft (8.5m)	18ft (5.4m)	11ft (3.3m)	7ft (2.1m)	4ft (1.2m)	2ft (0.6m)
230W / 9.6A	69ft (21.0m)	43ft (13.1m)	27ft (8.2m)	17ft (5.1m)	10ft (3.0m)	6ft (1.8m)	4ft (1.2m)	2ft (0.6m)
240W / 10.0A	66ft (20.1m)	41ft (12.5m)	26ft (7.9m)	16ft (4.8m)	10ft (3.0m)	6ft (1.8m)	4ft (1.2m)	2ft (0.6m)
250W / 10.4A	63ft (19.2m)	40ft (12.1m)	25ft (7.6m)	15ft (4.5m)	9ft (2.7m)	6ft (1.8m)	3ft (0.9m)	2ft (0.6m)