# ARCUS SPEC 3D MEDIUM - COMBO SYSTEM

(Standard Cut + Free Cut Finishing Piece)

3D Bending · Static White

| Date | Fixture type |
|---|---|
| Project name | Project phase |

## Features

The Arcus Combo System combines standard cut and free cut capabilities to provide precise, made-to-order lengths, utilizing Standard Cuts for the majority of the runs, with Free Cuts reserved only for the finishing segments. This combo usage achieves cost savings of 20–40% versus using Free Cuts for the entire length. Both Arcus Standard Cut and Free Cut maintain consistent binning and brightness.

The system is suitable for indoor and outdoor applications, and delivers exceptional performance with a CRI over 95, brightness of up to 263 lm/ft, and 1-step binning, ensuring robustness and design flexibility.



## Applications

Living rooms, TV walls, feature walls, under-cabinet areas, staircases, ceiling coves, hallways, etc.

## Combo System

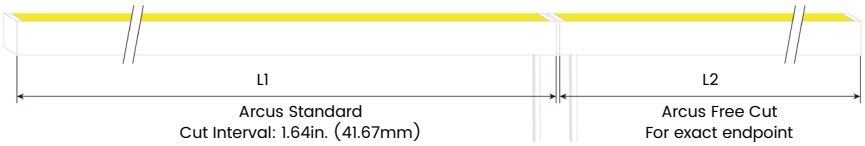





## Bending Directions & Diameters

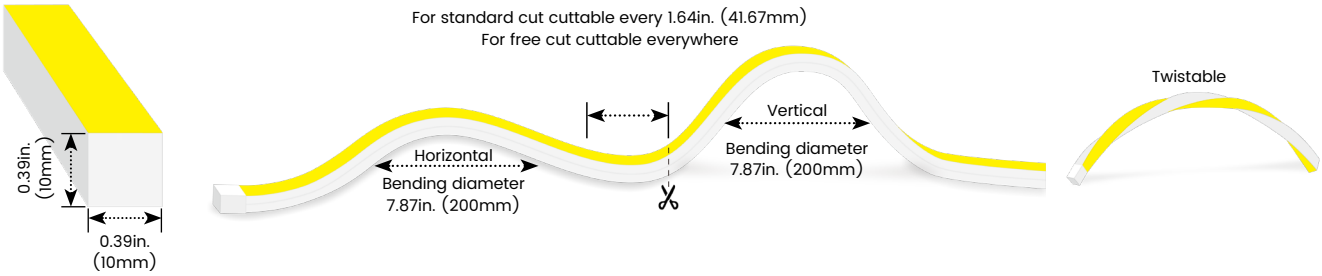


## Order Code

| Model | Environment | Voltage | CCT | Power | End Cap | |
|---|---|---|---|---|---|---|
| **AS3DM** | **D5-Dry (IP54)** | **24V**-DC24V | **27K**-2700K | **3.1**-3.05W/ft | **FT** | Flush Translucent |
| **AS3DMFC** | **W7-Wet(IP67)** | | **30K**-3000K | | **FO** | Flush Opaque |
| | | | **35K**-3500K | | | |
| | | | **40K**-4000K | | | |

## Assembly Builder

| Left Feed Entry | | | |
|---|---|---|---|
| **F** | Front | **OW** | Open wire 3.28ft (1m) |
| **B** | Bottom | **MC** | Male connector with 11.81in. (300mm) cable |
| **S** | Side | **FC** | Female connector with 11.81in. (300mm)cable |
| **C** | Closed | **NA** | Only for Closed Feed Entry |

***AS3DMFC:** Free Cut delivers precise field-cut lengths for the last segment, while keeping in line with standard cut in dimensions, binning, output, and mounting for a uniform appearance.

## Assembly Builder

| Right Feed Entry | | | | Length | |
|---|---|---|---|---|---|
| **F** | Front | **OW** | Open wire 3.28ft (1m) | **Max. nominal** | 16.4ft(5m) |
| **B** | Bottom | **MC** | Male connector with 11.81in. (300mm) cable | *For Standard Cut | |
| **S** | Side | **FC** | Female connector with 11.81in. (300mm)cable | **Increment** | 1.64in. (41.67mm) |
| **C** | Closed | **NA** | Only for Closed Feed Entry | *For Standard Cut | |

*We will list the nearest actual manufacturing length on the quotation, based on your requested length.

## Mounting Order Code

| Product Code |
|---|
| Please select on the Mounting Options page |

# ARCUS SPEC 3D MEDIUM - COMBO SYSTEM

3D Bending · Static White

(Standard Cut + Free Cut Finishing Piece)

## Lumen Output (lm/ft)

| CCT | 3.05W/ft |
|---|---|
| 2700K | 231 |
| 3000K | 239 |
| 3500K | 257 |
| 4000K | 263 |
| Max. Run for Class 2 - Standard Cut | 16.4ft (5m) |
| Max. Run Supported Length for Standard Cut | 16.4ft (5m) |
| Max. Run for Class 2 - Free Cut | 13.1ft (4m) |
| Max. Run Supported Length for Free Cut | 13.1ft (4m) |

*Typically installations in USA and Canada comply with Class 2 requirements

## Techinical Details

| | |
|---|---|
| Efficacy | 78lm/W @3000K 3.05W |
| CRI | CRI>95 |
| Beam Angle | 120° |
| LED MacAdam | 1 step |
| IK Rating | IK08 (with aluminium profile) |
| Average Life (L70B10) | >44,000 hours |
| Storage Temperature | -40°F~149°F (-40°C~ 65°C) |
| Operating Temperature | -40°F~149°F (-40°C~ 65°C) |

## Photometry

AS3DM-D5-24V-30K-3.1-FT-F-OW-F-OW

ARCUS SPEC 3D MEDIUM, 3D bending, 3000K, 3.05W/ft

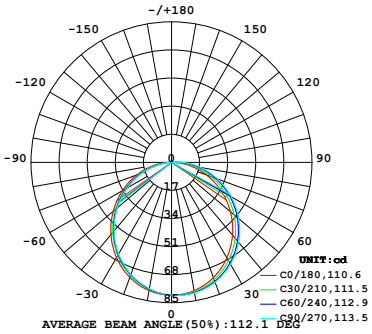


Zonal Lumen Summary

| Zone | Lumen | % Fixture |
|---|---|---|
| 0-30 | 62.1 | 26.0% |
| 0-40 | 101.4 | 42.5% |
| 0-60 | 179.2 | 75.0% |
| 0-90 | 234.2 | 98.1% |
| 0-180 | 238.8 | 100.0% |

TM30

ARCUS SPEC 3D MEDIUM, 3D bending, 3500K, 3.05W/ft

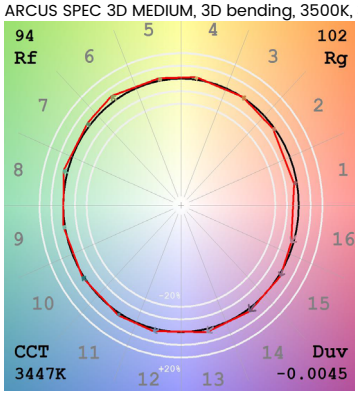

# ARCUS SPEC 3D MEDIUM - COMBO SYSTEM

3D Bending · Static White

(Standard Cut + Free Cut Finishing Piece)

## Feed Entry / End Cap Options

**FT: Flush Translucent – IP67, factory-made only**




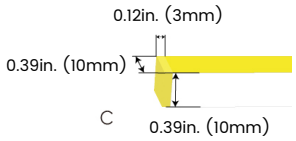


**FO: Flush Opaque – IP67, factory-made only**




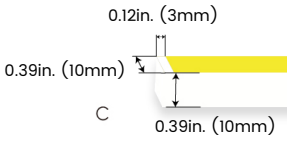


**Silicone end cap – IP67, for field cuttable only**




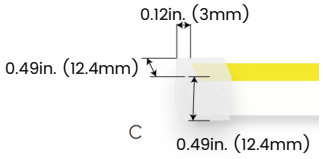


## Connector Wire Options



**OW:** Open wire, **Dry only**
Standard 3.28ft (1m),20 AWG,
wire length customizable

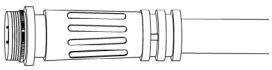

**MC:** Male connector, **Wet**
Standard 11.81in. (300mm), 20 AWG

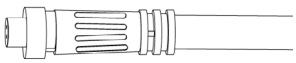

**FC:** Female connector, **Wet**
Standard 11.81in. (300mm), 20 AWG

# ARCUS SPEC 3D MEDIUM - COMBO SYSTEM

3D Bending · Static White

(Standard Cut + Free Cut Finishing Piece)

## Mounting Options

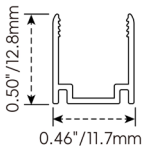

**NF1010-SC**

| | |
|---|---|
| Name | Straight surface channel |
| Material | Aluminum |
| Standard Length | 3.28ft (1m) |

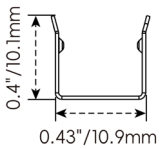

**NF1010-BC**

| | |
|---|---|
| Name | Bendable surface channel |
| Material | Stainless Steel |
| Standard Length | 3.28ft (1m) |
| Min. Bending Radius | 1.97in. (50mm) |
| *Not suitable for upside-down installation | |

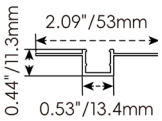

**NF1010-MC**

| | |
|---|---|
| Name | Mud-in channel |
| Material | Aluminum |
| Standard Length | 3.28ft (1m) |


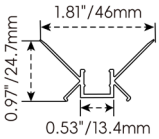

**NF1010-IC**

| | |
|---|---|
| Name | Inside corner channel |
| Material | Aluminum |
| Standard Length | 3.28ft (1m) |

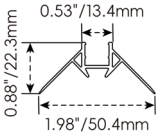

**NF1010-OC**

| | |
|---|---|
| Name | Outside corner channel |
| Material | Aluminum |
| Standard Length | 3.28ft (1m) |

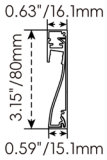

**NF1010-SBC**

| | |
|---|---|
| Name | Skirting board channel |
| Material | Aluminum |
| Standard Length | 3.28ft (1m) |


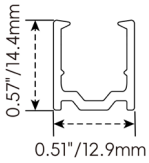

**NF1010-PC**

| | |
|---|---|
| Name | PC channel |
| Material | PC |
| Standard Length | 3.28ft (1m) |


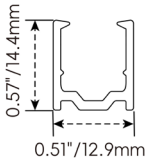

**NF1010-BPC**

| | |
|---|---|
| Name | Bendable PC channel |
| Material | PC |
| Standard Length | 3.28ft (1m) |

# ARCUS SPEC 3D MEDIUM - COMBO SYSTEM

3D Bending · Static White

(Standard Cut + Free Cut Finishing Piece)

## Mounting Options

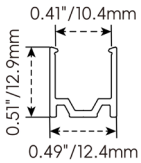

**NF1010-CL**

| | |
|---|---|
| Name | Mounting clip |
| Material | Aluminum |
| Standard Length | 0.98in. (25mm) |

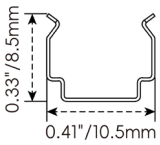

**NF1010-CLS**

| | |
|---|---|
| Name | Mounting clip |
| Material | Stainless Steel |
| Standard Length | 0.28in.(7mm) |
| *Not suitable for upside-down installation | |

# ARCUS SPEC 3D MEDIUM - COMBO SYSTEM

3D Bending · Static White

(Standard Cut + Free Cut Finishing Piece)

## Silicone End Caps (Optional, purchase for extra )



**NF1010-SEC-C**
Silicone closed end cap



**NF1010-SEC-F-2P**
Silicone end cap front entry with 11.81in. (300mm) cable, 2 pin



**NF1010-SEC-S-2P**
Silicone end cap side entry with 11.81in. (300mm) cable, 2 pin

**NF1010-SEC-B-2P**
Silicone end cap bottom entry with 11.81in. (300mm) cable, 2 pin

## Additional Accessories (Optional, purchase for extra)

**MCW-2P-67**
Male connector,
11.81in. (300mm)white cable,
2 pin, IP67, Wet, 20 AWG

**FCW-2P-67**
Female connector,
11.81in. (300mm) white cable,
2 pin, IP67, Wet, 20 AWG

**MCB-2P-67**
Male connector,
11.81in. (300mm) black cable,
2 pin, IP67, Wet, 20 AWG

**FCB-2P-67**
Female connector,
11.81in. (300mm) black cable,
2 pin, IP67, Wet, 20 AWG

**ADJS**
1 Adjustable Angle Scissors Set,
with 4 Spare Blades

# ARCUS SPEC 3D MEDIUM - COMBO SYSTEM

3D Bending · Static White

(Standard Cut + Free Cut Finishing Piece)

## Drivers

### Non-dimmable

| Code | Max Load | Input | Output | Class 2 | With Junction Box | Environment | Size (L x W x H) |
|---|---|---|---|---|---|---|---|
| KV-24030-ASW | 30W | 100-277VAC | 24V | Yes | No | Dry/Damp | 6.1 x 2.1 x 0.8in. (155 x 54 x 20mm) |
| KV-24060-ASW | 60W | 100-277VAC | 24V | Yes | No | Dry/Damp | 7 x 2.4 x 0.9in. (178 x 61 x 24mm) |
| KV-24096-ASW | 96W | 100-277VAC | 24V | Yes | No | Dry/Damp/Wet | 9.1 x 2.8 x 1.7in. (230 x 70 x 43mm) |

### Phase cut/Triac-dimmable

| Code | Max Load | Input | Output | Class 2 | With Junction Box | Environment | Size (L x W x H) |
|---|---|---|---|---|---|---|---|
| KVF-24030-TDW | 30W | 100-277VAC | 24V | Yes | No | Dry/Damp | 6.1 x 2.1 x 0.8in. (155 x 54 x 20mm) |
| KVF-24060-TDW | 60W | 100-277VAC | 24V | Yes | No | Dry/Damp | 7 x 2.4 x 0.9in. (178 x 61 x 24mm) |
| KVF-24096-TDW | 96W | 100-277VAC | 24V | Yes | No | Dry/Damp/Wet | 9.1 x 2.8 x 1.7in. (230 x 70 x 43mm) |
| KVF-24030-TDWJ | 30W | 100-277VAC | 24V | Yes | Yes | Dry/Damp | 6.5 x 3.6 x 1in. (165 x 92 x 26mm) |
| KVF-24060-TDWJ | 60W | 100-277VAC | 24V | Yes | Yes | Dry/Damp | 7.4 x 3.6 x 1in. (188 x 92 x 26mm) |
| KVF-24096-TDWJ | 96W | 100-277VAC | 24V | Yes | Yes | Dry/Damp | 8.7 x 3.7 x 1.6in. (220 x 93 x 41mm) |
| KVF-24192-TDWJ | 192W (96Wx2) | 100-277VAC | 24V | Yes | Yes | Dry/Damp | 10.9 x 4.3 x 1.8in. (278 x 110 x 45mm) |
| KVF-24288-TDWJ | 288W (96Wx3) | 100-277VAC | 24V | Yes | Yes | Dry/Damp | 11.9 x 4.3 x 1.8in. (301 x 110 x 45mm) |
| KVF-24384-TDWJ | 384W (96Wx4) | 100-277VAC | 24V | Yes | Yes | Dry/Damp | 12.7 x 5.5 x 1.9in. (323 x 140 x 48mm) |

### 4 in 1-dimmable (0-10V/1-10V/Potentiometer/10V PWM)

| Code | Max Load | Input | Output | Class 2 | With Junction Box | Environment | Size (L x W x H) |
|---|---|---|---|---|---|---|---|
| KVD-24030-DIM | 30W | 100-277VAC | 24V | Yes | No | Dry/Damp | 6.1 x 2.1 x 0.8in. (155 x 54 x 20mm) |
| KVD-24060-DIM | 60W | 100-277VAC | 24V | Yes | No | Dry/Damp | 7 x 2.4 x 0.9in. (178 x 61 x 24mm) |
| KVD-24096-DIM | 96W | 100-277VAC | 24V | Yes | No | Dry/Damp/Wet | 9.1 x 2.8 x 1.7in. (230 x 70 x 43mm) |
| KVD-24030-DIMJ | 30W | 100-277VAC | 24V | Yes | Yes | Dry/Damp | 6.5 x 3.6 x 1in. (165 x 92 x 26mm) |
| KVD-24060-DIMJ | 60W | 100-277VAC | 24V | Yes | Yes | Dry/Damp | 7.4 x 3.6 x 1in. (188 x 92 x 26mm) |
| KVD-24096-DIMJ | 96W | 100-277VAC | 24V | Yes | Yes | Dry/Damp | 8.7 x 3.7 x 1.6in. (220 x 93 x 41mm) |
| KVD-24192-DIMJ | 192W (96Wx2) | 100-277VAC | 24V | Yes | Yes | Dry/Damp | 10.9 x 4.3 x 1.8in. (278 x 110 x 45mm) |
| KVD-24288-DIMJ | 288W (96Wx3) | 100-277VAC | 24V | Yes | Yes | Dry/Damp | 11.9 x 4.3 x 1.8in. (301 x 110 x 45mm) |
| KVD-24384-DIMJ | 384W (96Wx4) | 100-277VAC | 24V | Yes | Yes | Dry/Damp | 12.7 x 5.5 x 1.9in. (323 x 140 x 48mm) |

### 5 in 1-dimmable (Triac/0-10V/1-10V/Potentiometer/10V PWM)

| Code | Max Load | Input | Output | Class 2 | With Junction Box | Environment | Size (L x W x H) |
|---|---|---|---|---|---|---|---|
| KVG-24030-DW | 30W | 100-277VAC | 24V | Yes | No | Dry/Damp | 6.1 x 2.1 x 0.8in. (155 x 54 x 20mm) |
| KVG-24060-DW | 60W | 100-277VAC | 24V | Yes | No | Dry/Damp | 7 x 2.4 x 0.9in. (178 x 61 x 24mm) |
| KVG-24096-DW | 96W | 100-277VAC | 24V | Yes | No | Dry/Damp/Wet | 9.1 x 2.8 x 1.7in. (230 x 70 x 43mm) |
| KVG-24030-DWJ | 30W | 100-277VAC | 24V | Yes | Yes | Dry/Damp | 6.5 x 3.7 x 1.6in. (165 x 95 x 40mm) |
| KVG-24060-DWJ | 60W | 100-277VAC | 24V | Yes | Yes | Dry/Damp | 7.4 x 3.7 x 1.6in. (188 x 95 x 40mm) |
| KVG-24096-DWJ | 96W | 100-277VAC | 24V | Yes | Yes | Dry/Damp | 8.7 x 3.7 x 1.6in. (220 x 95 x 40mm) |
| KVG-C24192-DWJ | 192W (96Wx2) | 100-277VAC | 24V | Yes | Yes | Dry/Damp | 10.9 x 4.3 x 1.8in. (278 x 110 x 45mm) |
| KVG-C24288-DWJ | 288W (96Wx3) | 100-277VAC | 24V | Yes | Yes | Dry/Damp | 11.9 x 4.3 x 1.8in. (301 x 110 x 45mm) |
| KVG-C24384-DWJ | 384W (96Wx4) | 100-277VAC | 24V | Yes | Yes | Dry/Damp | 12.8 x 5.5 x 1.9in. (325 x 140 x 48mm) |

# ARCUS SPEC 3D MEDIUM - COMBO SYSTEM

3D Bending · Static White

(Standard Cut + Free Cut Finishing Piece)

## Wiring Diagram

### Non-dimmable

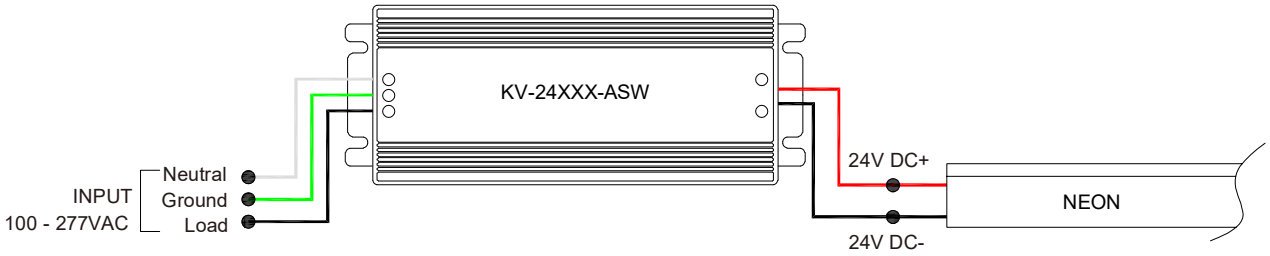


### Phase cut/Triac-dimmable

### 4 in 1-dimmable (0-10V/1-10V/Potentiometer/10V PWM)

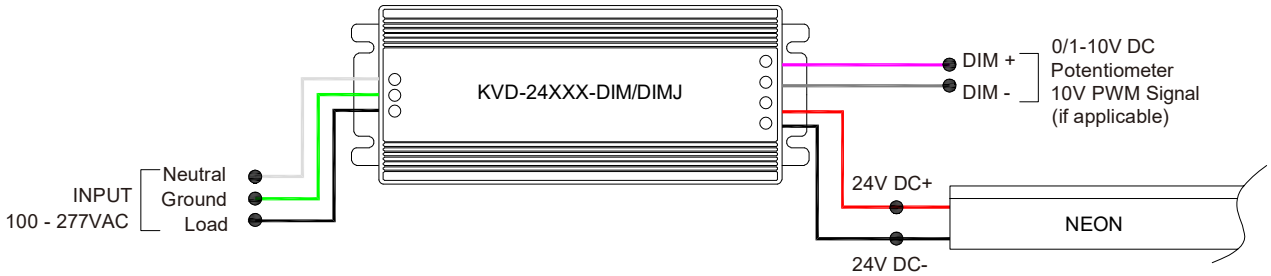


### 5 in 1-dimmable (Triac/0-10V/1-10V/Potentiometer/10V PWM)

# ARCUS SPEC 3D MEDIUM - COMBO SYSTEM

3D Bending · Static White

(Standard Cut + Free Cut Finishing Piece)

## 24V Voltage Drop & Maximum Wire Length Chart

Based on 24V voltage with a 3% voltage drop allowance. Indicates the maximum wire length from the power supply to the start of the run.

| Total load | 8AWG | 10AWG | 12AWG | 14AWG | 16AWG | 18AWG | 20AWG | 22AWG |
|---|---|---|---|---|---|---|---|---|
| 10W / 0.4A | 1588ft (484.0m) | 999ft (304.5m) | 628ft (191.4m) | 395ft (120.4m) | 248ft (75.5m) | 156ft (47.5m) | 98ft (29.8m) | 61ft (18.5m) |
| 20W / 0.8A | 794ft (242.0m) | 499ft (152.1m) | 314ft (95.7m) | 197ft (60.0m) | 124ft (37.8m) | 78ft (23.7m) | 49ft (14.9m) | 30ft (9.1m) |
| 30W / 1.3A | 529ft (161.2m) | 333ft (101.5m) | 209ft (63.7m) | 131ft (39.9m) | 82ft (24.9m) | 52ft (15.8m) | 32ft (9.7m) | 20ft (6.1m) |
| 40W / 1.7A | 397ft (121.0m) | 249ft (75.9m) | 157ft (47.8m) | 98ft (29.8m) | 62ft (18.9m) | 39ft (11.8m) | 24ft (7.3m) | 15ft (4.5m) |
| 50W / 2.1A | 317ft (96.6m) | 199ft (60.6m) | 125ft (38.1m) | 79ft (24.0m) | 49ft (14.9m) | 31ft (9.4m) | 19ft (5.7m) | 12ft (3.6m) |
| 60W / 2.5A | 264ft (80.4m) | 166ft (50.6m) | 104ft (31.7m) | 65ft (19.8m) | 41ft (12.5m) | 26ft (7.9m) | 16ft (4.8m) | 10ft (3.0m) |
| 70W / 2.9A | 226ft (68.8m) | 142ft (43.2m) | 89ft (27.1m) | 56ft (17.0m) | 35ft (10.6m) | 22ft (6.7m) | 14ft (4.2m) | 8ft (2.4m) |
| 80W / 3.3A | 198ft (60.3m) | 124ft (37.8m) | 78ft (23.7m) | 49ft (14.9m) | 31ft (9.4m) | 19ft (5.7m) | 12ft (3.6m) | 7ft (2.1m) |
| 90W / 3.8A | 176ft (53.6m) | 111ft (33.8m) | 69ft (21.0m) | 43ft (13.1m) | 27ft (8.2m) | 17ft (5.1m) | 10ft (3.0m) | 6ft (1.8m) |
| 100W / 4.2A | 158ft (48.1m) | 99ft (30.1m) | 62ft (18.9m) | 39ft (11.8m) | 24ft (7.3m) | 15ft (4.5m) | 9ft (2.7m) | 6ft (1.8m) |
| 110W / 4.6A | 144ft (43.8m) | 90ft (27.4m) | 57ft (17.3m) | 35ft (10.6m) | 22ft (6.7m) | 14ft (4.2m) | 9ft (2.7m) | 5ft (1.5m) |
| 120W / 5.0A | 132ft (40.2m) | 83ft (25.3m) | 52ft (15.8m) | 32ft (9.7m) | 20ft (6.1m) | 13ft (3.9m) | 8ft (2.4m) | 5ft (1.5m) |
| 130W / 5.4A | 122ft (37.1m) | 76ft (23.1m) | 48ft (14.6m) | 30ft (9.1m) | 19ft (5.7m) | 12ft (3.6m) | 7ft (2.1m) | 4ft (1.2m) |
| 140W / 5.8A | 113ft (34.4m) | 71ft (21.6m) | 44ft (13.4m) | 28ft (8.5m) | 17ft (5.1m) | 11ft (3.3m) | 7ft (2.1m) | 4ft (1.2m) |
| 150W / 6.3A | 105ft (32.0m) | 66ft (20.1m) | 41ft (12.5m) | 26ft (7.9m) | 16ft (4.8m) | 10ft (3.0m) | 6ft (1.8m) | 4ft (1.2m) |
| 160W / 6.7A | 99ft (30.1m) | 62ft (18.9m) | 39ft (11.8m) | 24ft (7.3m) | 15ft (4.5m) | 9ft (2.7m) | 6ft (1.8m) | 3ft (0.9m) |
| 170W / 7.1A | 93ft (28.3m) | 58ft (17.6m) | 36ft (10.9m) | 23ft (7.0m) | 14ft (4.2m) | 9ft (2.7m) | 5ft (1.5m) | 3ft (0.9m) |
| 180W / 7.5A | 88ft (26.8m) | 55ft (16.7m) | 34ft (10.3m) | 22ft (6.7m) | 13ft (3.9m) | 8ft (2.4m) | 5ft (1.5m) | 3ft (0.9m) |
| 190W / 7.9A | 83ft (25.3m) | 52ft (15.8m) | 33ft (10.0m) | 20ft (6.0m) | 13ft (3.9m) | 8ft (2.4m) | 5ft (1.5m) | 3ft (0.9m) |
| 200W / 8.3A | 79ft (24.0m) | 49ft (14.9m) | 31ft (9.4m) | 19ft (5.7m) | 12ft (3.6m) | 7ft (2.1m) | 4ft (1.2m) | 3ft (0.9m) |
| 210W / 8.8A | 75ft (22.8m) | 47ft (14.3m) | 29ft (8.8m) | 18ft (5.4m) | 11ft (3.3m) | 7ft (2.1m) | 4ft (1.2m) | 2ft (0.6m) |
| 220W / 9.2A | 72ft (21.9m) | 45ft (13.7m) | 28ft (8.5m) | 18ft (5.4m) | 11ft (3.3m) | 7ft (2.1m) | 4ft (1.2m) | 2ft (0.6m) |
| 230W / 9.6A | 69ft (21.0m) | 43ft (13.1m) | 27ft (8.2m) | 17ft (5.1m) | 10ft (3.0m) | 6ft (1.8m) | 4ft (1.2m) | 2ft (0.6m) |
| 240W / 10.0A | 66ft (20.1m) | 41ft (12.5m) | 26ft (7.9m) | 16ft (4.8m) | 10ft (3.0m) | 6ft (1.8m) | 4ft (1.2m) | 2ft (0.6m) |
| 250W / 10.4A | 63ft (19.2m) | 40ft (12.1m) | 25ft (7.6m) | 15ft (4.5m) | 9ft (2.7m) | 6ft (1.8m) | 3ft (0.9m) | 2ft (0.6m) |